

**Annual Report**  
on Norwegian Bilateral  
Development Cooperation

2005





Photography: G.M.B. Akash, Tone Bratteli,  
 Trygve Bølstad, Sean Gallup, Ellen Hofsvang,  
 Per Kristian Lunden, Arve Norheim, Ken Opprann,  
 Bibiana Dahle Piene, Bjørnulf Remme,  
 Fredrik Schjander, Astrid Johanne Svensson,  
 Sørvis, Astrid Versto.

Design: Agendum See Design as  
 Print: RK Grafisk as

September 2006  
 ISBN 82-7548-175-9

# Foreword

**Table 1. Bilateral development assistance in 2005 divided by region**

Region	Amount in NOK 1 million	Percentage
Africa	4 607.5	38.7%
Asia and Oceania	3 251.4	27.3%
Latin America	581.3	4.9%
Middle East	749.1	6.3%
Europe	817.8	6.9%
Global measures	1 910.1	16.0%
<b>Total</b>	<b>11 917.1</b>	<b>100.0%</b>

**Table 2. 35 greatest recipients of Norwegian bilateral assistance<sup>1</sup> in 2005, measures for refugees in Norway not included**

Country	Amount in NOK 1000
1 Sudan	629 674
2 Pakistan	530 530
3 Palestinian Area	476 390
4 Mozambique	437 513
5 Sri Lanka	420 822
6 Tanzania	388 394
7 Afghanistan	342 859
8 Malawi	308 367
9 Zambia	304 950
10 Uganda	291 679
11 Indonesia	290 436
12 Ethiopia	232 742
13 Bangladesh	210 435
14 Serbia and Montenegro	196 227
15 Nepal	157 668
16 Guatemala	134 969
17 Angola	132 069
18 Somalia	123 836
19 DR Congo	123 399
20 Bosnia-Herzegovina	110 934
21 Eritrea	99 560
22 Croatia	99 476
23 Vietnam	98 968
24 South Africa	92 693
25 Nicaragua	90 145
26 Mali	88 878
27 Iraq	87 059
28 Zimbabwe	86 187
29 China	84 963
30 Macedonia (FYROM)	79 519
31 India	76 269
32 Madagascar	75 578
33 Kenya	62 982
34 East Timor	58 470
35 Colombia	58 298

1) Including multi-bilateral assistance

Total Norwegian development assistance in 2005 was NOK 17.9 billion. NOK 5.1 billion of this amount (28.7 per cent) was given as general contributions to multilateral organisations. Earmarked grants through multilateral organisations (so-called multi-bilateral assistance) made up NOK 4.1 billion (22.7 per cent), and bilateral support channelled through national governments and non-governmental organisations, among others, constituted NOK 7.9 billion (44 per cent).

Table 1 shows how the total bilateral development assistance (including multi-bilateral assistance) of NOK 11.9 billion was distributed among regions.

Norwegian bilateral assistance was given to 110 countries in 2005. Table 2 below shows the 35 countries that received the greatest amount of assistance. Support was channelled through national governments, non-governmental organisations (in Norway and in the partner country), and international institutions. Long-term cooperation as well as humanitarian measures were supported.

This report provides an overview of bilateral development cooperation between Norway and 22 selected countries in 2005. The report focuses on results in the priority areas for cooperation and general trends in the countries concerned, and describes Norway's contribution in this context.

None of the results described here are due to Norway's efforts alone. Norway's contribution is always only one of several that serve to supplement the most important effort – the effort made by the developing countries themselves.

# Content

## Development Indicators

The country pages show a set of indicators that give an idea of the level of development in the country concerned. The figures come from international sources, such as the UN, the World Bank and the OECD, but they are often uncertain and partially dependent on definitions and methods of calculation, and they may differ from the figures reported by individual countries. They must therefore always be read in conjunction with other information about the country concerned.

## Sources

UN: Millennium Development Goals Indicators  
Website: [www.mdgs.un.org](http://www.mdgs.un.org)  
OECD Development Assistance Committee (DAC)  
Statistical Tables  
Website: [www.oecd.org/dac](http://www.oecd.org/dac)  
World Bank: World Development Indicators  
Website: [www.worldbank.org/data](http://www.worldbank.org/data)  
Transparency International  
Website: [www.transparency.org](http://www.transparency.org)

## Africa

---

Angola	4
DR Congo	5
Eritrea	6
Ethiopia	7
Malawi	8
Mozambique	10
Somalia	12
South Africa	14
Sudan	15
Tanzania	16
Uganda	18
Zambia	20

## Asia

---

Afghanistan	23
Bangladesh	24
Indonesia	26
Nepal	28
Pakistan	30
Sri Lanka	31
Vietnam	32

## Latin America

---

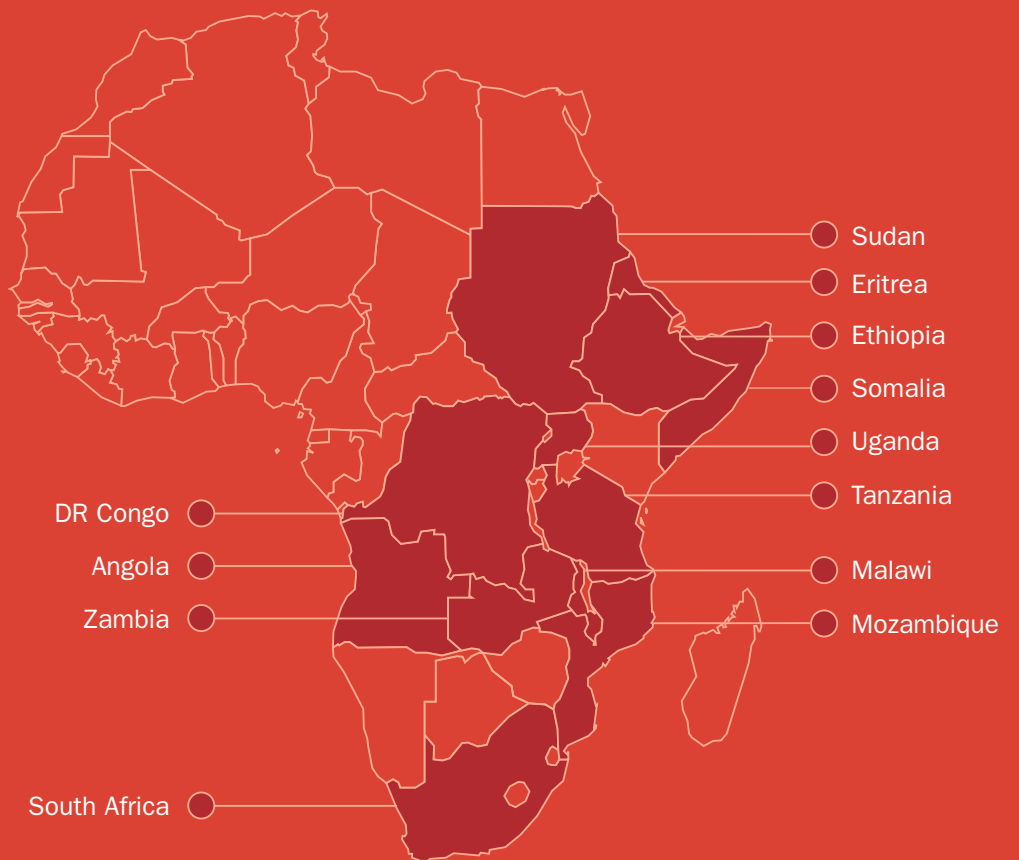
Guatemala	34
Nicaragua	35

## Middle East

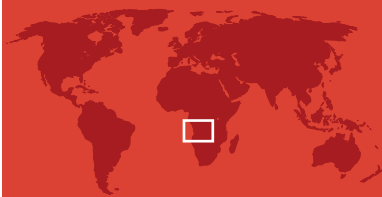
---


The Palestinian Area	37
----------------------	----

# Africa




# Angola




 Norway's development cooperation with Angola began in the 1980s, and up until 2002 consisted primarily of emergency relief. Since the peace accord was signed in April 2002, cooperation has been concentrated to a greater extent on peace-building, governance, natural resource management and education.

## Peace-building

 Angola is one of the countries in the world in which the greatest number of landmines have been deployed. If the population is to be able to move around safely and to establish farms, these mines must be removed from large areas.

Norway contributes to the national demining programme through Norwegian People's Aid. Mines have been removed from 3.5 million square metres of land, and 31 minefields, roads and bridges have been cleared. Around 110,000 people have benefited from this programme, either because it has enabled them to return to their homes, or because they have been able to begin farming land that has been cleared.

## Governance and human rights

 Norway supports the UNDP's dialogue and cooperation with the Angolan authorities on public sector reforms aimed


at decentralising planning, budgeting and accounting, and in the prison service, the judicial system and the supreme audit institution. Support is also provided for civil society organisations that promote human rights, free legal aid and civil rights education.

Statistics Norway and the National Statistics Institute of Angola are currently collaborating on a project to improve the institute's statistical data, thereby providing the government with a better foundation for planning and public services.

## Education

 Many children did not attend school during the war. Consequently, providing more children with an education is a major challenge. The Angolan authorities are also concerned with the quality of teaching to ensure that more children complete their schooling. Norway provides support for education projects through non-governmental organisations and UNICEF. Through the Norwegian Refugee Council, Norway contributed funding to build schools and helped to ensure that more than 30,000 children received an education.

## Natural resource management

 Collaboration between the Norwegian and the Angolan petroleum authorities has contributed to the development of legis-

lation for the petroleum sector and regulations on environment and safety. Angola's water resources can become a source of electric power and have been mapped out by the authorities with Norwegian assistance. Cooperation between the Norwegian Institute of Marine Research and the Angolan Ministry of Fisheries has been initiated.

## Facts

**Population** (estimate, 2004): 15.5 million  
**Gross national product per capita** (2004): USD 930 (LDC)  
**Average annual growth (GNP)** 2000-04: 8.1%  
**Economic structure**, as part of GNP (2004): Agriculture: 9%, industry: 58%, services: 33%  
**Human Development Index** (HDI): Level 2003: 0.445 (low)  
 Change 1990-2003: Not available  
**Malnutrition among children** under 5 years of age (2001): 31%  
**Child mortality**, per 1000 (2004): 260  
 Change (1990-2004): 0  
**Maternal mortality ratio** per 1000 live births (2000): 17  
**People living with HIV**, 15-49 years old (2005): 3.7%  
**Enrolment ratio in primary education** (2004): Not available  
**Illiteracy rate** of 15-24 year olds (2004): 27.8%  
**Ratio of girls to 100 boys in education** (2004), primary/secondary/tertiary: Not available  
**Seats held by women in national parliament** (2006): 15.0%  
**Land area covered by forest** (change 1990-2005, negative numbers indicate deforestation as percent of 1990): -3%  
**Ratio of area protected to maintain biological diversity** (2005): 12.1%  
**Corruption Perception Index** (TI) (2005): 2.0  
**Fragile state**, according to OECD/DAC (2006): Yes  
**Military expenditures** as percent of GNP (2004): 9.1%  
**Aid per capita** (2004): USD 74  
**Aid as percent of GNP** (2004): 6.6%  
**Total amount of aid from Norway** (2005): NOK 134.687 million

## More information about Angola can be found at:

The homepage of the Royal Norwegian Embassy in Luanda: [www.noruega.ao](http://www.noruega.ao)  
 Norad's homepage: [www.norad.no](http://www.norad.no)

**Bilateral assistance<sup>1)</sup> for Angola by priority area, 2005**

Priority area	Amount in NOK 1000	Percentage
Health, education and other social sector areas	55 257	41,0 %
HIV/AIDS	440	0,3 %
Economic development and trade	4 250	3,2 %
Good governance	41 409	30,7 %
Environment and energy	3 727	2,8 %
Emergency relief and other unspecified	29 604	22,0 %
<b>Total</b>	<b>134 687</b>	<b>100,0 %</b>

1) Including multi-bilateral assistance and measures for refugees in Norway

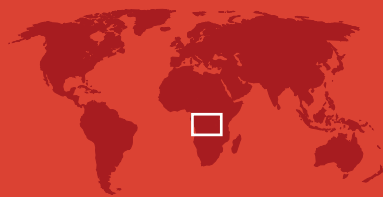
**Total bilateral assistance for Angola by channel of assistance, 2005**

Channel of assistance	Amount in NOK 1000	Percentage
Government-to-government, etc. <sup>1)</sup>	13 470	10,0 %
Norwegian NGOs	61 226	45,5 %
Local NGOs	13 801	10,2 %
Regional NGOs	3 500	2,6 %
International NGOs	299	0,2 %
Multi-bilateral assistance <sup>2)</sup>	42 391	31,5 %
<b>Total</b>	<b>134 687</b>	<b>100,0 %</b>

1) Including public institutions, ministries, consultants, private sector, etc.

2) Earmarked assistance channelled through multilateral organisations

# DR Congo



On 30 July 2006, after many years of misrule, gross human rights violations and a precarious humanitarian situation, the Democratic Republic of Congo (DRC) held the first round of its first democratic elections in around 40 years. Since none of the candidates received half of the votes in this round, a second ballot will be held in autumn 2006. The humanitarian situation in the DRC remains very serious, and there are constant reports of violence and attacks on the civilian population, particularly women and children. Around four million people are estimated to have died as a result of war and conflict since 1998, and more than 1.6 million are estimated to be internally displaced persons. In addition, many thousands of people have fled across the border to neighbouring countries.

In 2005, Norway provided a total of NOK 123.277 million in support for the DRC. NOK 74 million of this amount was humanitarian assistance. The funds were largely spent on providing shelter and medical assistance, and reintegrating child soldiers. Support was also provided for measures to help victims of sexual violence, emergency relief for internally displaced persons and the reintegration of Rwandan refugees. Women and children were the target groups in many of the programmes. Of the NOK 40 million that Norway granted to the DRC in transitional aid in 2005, a large portion was spent on programmes to reintegrate child soldiers under the auspices of the United Nations and Norwegian non-

governmental organisations such as Norwegian Church Aid, the Pentacostal Mission of Norway and the Christian Relief Network. This work has aimed at ensuring the safe reintegration of girls and boys who have been released from armed bands. General assistance for the transitional process in the DRC has been channelled through the UNDP to support preparations for the holding of democratic elections. Norway has also provided assistance for various programmes and projects run by civil society organisations to promote peace, reconciliation and democracy.

A total of NOK 9.277 million was channelled through the Norwegian Missions in Development to Norwegian non-governmental organisations in 2005. Most of this funding went to organisations with local church partners in the DRC which run projects in fields such as health and education, as well as certain projects targeting women and the environment.

## Facts

**Population** (estimate, 2004): 55.8 million  
**Gross national product per capita** (2004): USD 110 (LDC)  
**Average annual growth (GNP)** 2000-04: 3.5%  
**Economic structure**, as part of GNP (2004)  
 Agriculture, industry, services: Not available  
**Human Development Index (HDI)**:  
 Level 2003: 0.385 (low)  
 Change 1990-2003: -0.037  
**Malnutrition among children** under 5 years of age (2001): 31.1%  
**Child mortality**, per 1000 (2004): 205  
 Change (1990-2004): 0  
**Maternal mortality ratio** per 1000 live births (2000): 9.9  
**People living with HIV**, 15-49 years old (2005): 3.2%  
**Enrolment ratio in primary education** (2004): Not available  
**Illiteracy rate** of 15-24 year olds (2004): 29.6%  
**Ratio of girls to 100 boys in education** (2004), primary/secondary/tertiary: Not available  
**Seats held by women in national parliament** (2006): 12.0%  
**Land area covered by forest** (change 1990-2005, negative numbers indicate deforestation as percent of 1990): -5%  
**Ratio of area protected to maintain biological diversity** (2005): 8.4%  
**Corruption** Perception Index (TI) (2005): 2.1  
**Fragile state**, according to OECD/DAC (2006): Yes  
**Military expenditures** as percent of GNP (2004): Not available  
**Aid per capita** (2004): USD 32  
**Aid as percent of GNP** (2004): 28.6%  
**Total amount of aid from Norway** (2005): NOK 124.246 million

## More information about DR Congo can be found at:

The homepage of the Royal Norwegian Embassy in Luanda: [www.noruega.ao](http://www.noruega.ao)  
 Norad's homepage: [www.norad.no](http://www.norad.no)

### Bilateral assistance<sup>1)</sup> for DR Congo by priority area, 2005

Priority area	Amount in NOK 1000	Percentage
Health, education and other social sector areas	46 102	37.1 %
Economic development and trade	17 273	13.9 %
Good governance	31 250	25.2 %
Emergency relief and other unspecified	29 621	23.8 %
<b>Total</b>	<b>124 246</b>	<b>100.0 %</b>

1) Including multi-bilateral assistance and measures for refugees in Norway

### Total bilateral assistance for DR Congo by channel of assistance, 2005

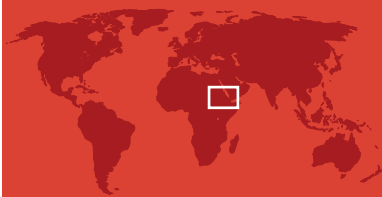
Bistandskanal	Beløp i 1000 NOK	Prosentvis fordeling
Government-to-government, etc. <sup>1)</sup>	3 104	2.5 %
Norwegian NGOs	72 764	58.6 %
Multi-bilateral assistance <sup>2)</sup>	48 378	38.9 %
<b>Total</b>	<b>124 246</b>	<b>100.0 %</b>

1) Including public institutions, ministries, consultants, private sector, etc.

2) Earmarked assistance channelled through multilateral organisations



# Eritrea



Norway has supported and engaged in development cooperation with Eritrea since the country's liberation in 1993 by providing assistance bilaterally (government-to-government), multilaterally and through non-governmental organisations. Cooperation is now concentrated on peace, reconciliation and regional stability as well as democracy, human rights and good governance.

## Peace, reconciliation and regional stability



Eritrea's relations with Ethiopia have a significant impact on the situation within the country. Norway plays an active role in efforts to establish a dialogue between the parties. Norway also provides assistance for groups and organisations that seek to build professional and cultural networks across the border between the two countries.

## Democracy, human rights and good governance



The human rights situation in Eritrea is difficult. The political opposition has little freedom, and it is not uncommon for those who oppose the regime to be arrested. The country's conflict with Ethiopia is used extensively as grounds for curtailing the population's freedom.

Norway has provided funding to build a teacher's college for a total of 6,000 students. Norway also supports the National Union of Eritrean Youth and Students, which promotes knowledge of democracy and human rights. The Union has around 200,000 members. Furthermore, Norway provides support for institutional cooperation between the Eritrean National Statistics Office and Statistics Norway with a view to increasing the availability of relevant data for national planning purposes.

## Facts

- Population** (estimate, 2004): 4.2 million
- Gross national product per capita** (2004): USD 190 (LDC)
- Average annual growth (GNP)** 2000-04: 3.3%
- Economic structure**, as part of GNP (2004): Agriculture: 15%, industry: 24%, services: 61%
- Human Development Index (HDI)**: Level 2003: 0.444 (low)  
Change 1990-2003: Not available
- Malnutrition among children** under 5 years of age (2002): 40%
- Child mortality**, per 1000 (2004): 82  
Change (1990-2004): -65
- Maternal mortality ratio** per 1000 live births (2000): 6.3
- People living with HIV**, 15-49 years old (2005): 2.4%
- Enrolment ratio in primary education** (2004): 47.8%
- Illiteracy rate** of 15-24 year olds (2004): Not available
- Ratio of girls to 100 boys in education** (2004), primary/secondary/tertiary: 80/56/15
- Seats held by women in national parliament** (2006): 22%
- Land area covered by forest** (change 1990-2005, negative numbers indicate deforestation as percent of 1990): -4%
- Ratio of area protected to maintain biological diversity** (2005): 3.2%
- Corruption Perception Index (TI)** (2005): 2.6
- Fragile state**, according to OECD/DAC (2006): Yes
- Military expenditures** as percent of GNP (2004): 19.4%
- Aid per capita** (2004): USD 61
- Aid as percent of GNP** (2004): 28.5%
- Total amount of aid from Norway** (2005): NOK 121.320 million

### More information about Eritrea can be found at:

The homepage of the Royal Norwegian Embassy in Asmara: [www.norway.gov.er](http://www.norway.gov.er)  
Norad's homepage: [www.norad.no](http://www.norad.no)

### Bilateral assistance<sup>1)</sup> for Eritrea by priority area, 2005

Priority area	Amount in NOK 1000	Percentage
Health, education and other social sector areas	23 785	19,6 %
HIV/AIDS	6 800	5,6 %
Economic development and trade	20 036	16,5 %
Good governance	10 186	8,4 %
Emergency relief and other unspecified	60 513	49,9 %
<b>Total</b>	<b>121 320</b>	<b>100,0 %</b>

1) Including multi-bilateral assistance and measures for refugees in Norway

### Total bilateral assistance for Eritrea by channel of assistance, 2005

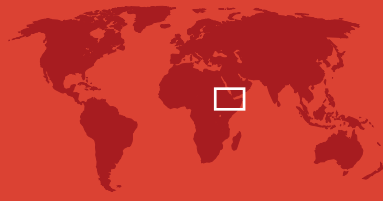
Channel of assistance	Amount in NOK 1000	Percentage
Government-to-government, etc. <sup>1)</sup>	34 725	28,6 %
Norwegian NGOs	44 996	37,1 %
Local NGOs	410	0,3 %
International NGOs	3 711	3,1 %
Multi-bilateral assistance <sup>2)</sup>	37 479	30,9 %
<b>Total</b>	<b>121 320</b>	<b>100,0 %</b>

1) Including public institutions, ministries, consultants, private sector, etc.

2) Earmarked assistance channelled through multilateral organisations



# Ethiopia



An important part of Norway's development cooperation with Ethiopia consists of measures aimed at promoting peace, reconciliation and stability. Cooperation also focuses on human rights, democracy and good governance, agriculture and HIV/AIDS.

## Peace, reconciliation and stability



After many years of armed conflict, a large part of Ethiopia is covered with landmines, making both transport and agriculture difficult in the affected areas. Norway provides support for the national demining programme through the UNDP. Over six million square metres of land have been cleared of mines. Assistance channelled through Norwegian People's Aid has contributed to the establishment of a national unit of mine detection dogs.

## Human rights, democracy and governance



Parliamentary elections were held in Ethiopia in May 2005, but national and international observers criticised serious flaws in the elections. Norway provided support for election preparations through the UNDP. Norway's support for live TV broadcasts of popular meetings during the election campaign has been emphasised as an important factor in the mobilisation of the population.

Ethiopia is a pilot country for the Norwegian government's international efforts to combat female genital mutilation (FGM). Norway has worked closely with local, international and Norwegian organisations for many years in seeking to eradicate FGM. These efforts are carried out in close collaboration with the Ethiopian authorities.

With assistance from Norway, the University of Addis Abeba has established a new institute for communication and journalism. A total of 81 students have been accepted to the master's programme in journalism.

## Agriculture



Agriculture provides a livelihood for a large majority of Ethiopia's population. Lack of rain is a threat to crops and livestock every year, leaving several million people in acute need of food aid.

Norway supports the efforts of FAO to establish systems for the production and distribution of locally adapted seed corn in drought-prone areas. Three seed corn banks were established in Eastern Harerge in 2005. Assistance from Norway helped to establish three veterinary clinics in nomadic communities in the Afar region. This has improved animal health, and thus ensured greater food security.

## HIV/AIDS



According to official statistics, 4.4 percent of the population is infected with HIV. With the help of Norwegian support for local non-governmental organisations, seven centres have been opened for voluntary testing and treatment.

## Facts

**Population** (estimate, 2004): 70.0 million  
**Gross national product per capita** (2004): USD 110 (LDC)  
**Average annual growth (GNP) 2000-04:** 3.7%  
**Economic structure**, as part of GNP (2004): Agriculture: 47%, industry: 10%, services: 44%  
**Human Development Index (HDI):** Level 2003: 0.367 (low)  
 Change 1990-2003: +0.056  
**Malnutrition among children** under 5 years of age (2000): 47%  
**Child mortality**, per 1000 (2004): 166  
 Change (1990-2004): -38  
**Maternal mortality ratio** per 1000 live births (2000): 8.5  
**People living with HIV**, 15-49 years old (2005): 4.4%  
**Enrolment ratio in primary education** (2004): 46.4%  
**Illiteracy rate** of 15-24 year olds (2004): Not available  
**Ratio of girls to 100 boys in education** (2004), primary/secondary/tertiary: 81/61/34  
**Seats held by women in national parliament** (2006): 21.4%  
**Land area covered by forest** (change 1990-2005, negative numbers indicate deforestation as percent of 1990): -14%  
**Ratio of area protected to maintain biological diversity** (2005): 16.9%  
**Corruption Perception Index (TI)** (2005): 2.2  
**Fragile state**, according to OECD/DAC (2006): No  
**Military expenditures** as percent of GNP (2004): 4.3%  
**Aid per capita** (2004): USD 26  
**Aid as percent of GNP** (2004): 23%  
**Total amount of aid from Norway** (2005): NOK 245.205 million

## More information about Ethiopia can be found at:

The homepage of the Royal Norwegian Embassy in Addis Abeba: [www.norway.org.et](http://www.norway.org.et)  
 Norad's homepage: [www.norad.no](http://www.norad.no)

Bilateral assistance<sup>1)</sup> for Ethiopia by priority area, 2005

Priority area	Amount in NOK 1000	Percentage
Health, education and other social sector areas	70 247	28.6 %
HIV/AIDS	6 525	2.7 %
Economic development and trade	45 561	18.6 %
Good governance	38 041	15.5 %
Environment and energy	23 401	9.5 %
Emergency relief and other unspecified	61 429	25.1 %
<b>Total</b>	<b>245 205</b>	<b>100.0 %</b>

1) Including multi-bilateral assistance and measures for refugees in Norway

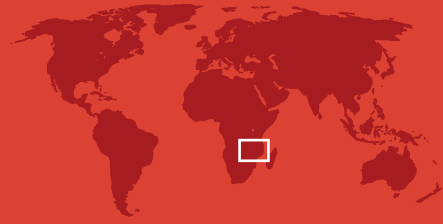
Total bilateral assistance for Ethiopia by channel of assistance, 2005

Channel of assistance	Amount in NOK 1000	Percentage
Government-to-government, etc. <sup>1)</sup>	78 192	31.9 %
Norwegian NGOs	107 006	43.6 %
Local NGOs	4 515	1.8 %
Regional NGOs	750	0.3 %
Nordic research institutions/foundations	2 462	1.0 %
Multi-bilateral assistance <sup>2)</sup>	52 280	21.3 %
<b>Total</b>	<b>245 205</b>	<b>100.0 %</b>

1) Including public institutions, ministries, consultants, private sector, etc.

2) Earmarked assistance channelled through multilateral organisations

# Malawi



Malawi has been one of Norway's main partner countries since 1997.

Cooperation is concentrated on the priority areas governance and human rights, economic reforms and budget support, agriculture, and health with particular focus on HIV/AIDS. In addition to the Norwegian support, Norway administers the assistance provided by Sweden for these main priority areas, except for budget support and agriculture.

## Governance and human rights



In the field of governance, Malawi has initiated a number of reforms.

By introducing more and better control mechanisms, public institutions will be made more accountable to the Malawian population. It will also be easier for people to contact the authorities. Work on revising legislation to strengthen the rights of women and children continued in 2005.

More resources have been allocated to efforts to combat corruption, which are spearheaded by the Anti-Corruption Bureau. This has led to the investigation and trial of several prominent public figures, but the legal system is ineffective, and little progress has been made in the court cases.

Norway supports several programmes aimed at reinforcing and developing democracy in Malawi, and is one of the main donors to efforts to strengthen local democracy. Norway also provides support for the Malawi Office of the Ombudsman, the Human Rights Commission and the Anti-Corruption Bureau, which has helped to raise awareness of these institutions among the public at large. A growing number of persons have made use of these services.



Malawi's agriculture is vulnerable to drought, and in spring 2006 food reserves ran out. The authorities dealt with the crisis effectively and avoided a humanitarian disaster. Norway supported their handling of the food crisis. Photo: Ken Opprann

## Economic reforms and budget support



Malawi's economy has suffered from poor management under which loans have been taken up to finance significant budget deficits. The authorities are in the process of initiating reforms in public financial management. This has ensured greater control and better allocation of public budget funds for priority tasks.

Norway provides grants for Malawi's state budget in close cooperation with other donors. Norway supports economic reforms through collaboration with such Malawian institutions as the Supreme Audit Institution, the Ministry of Finance and Economic Planning and the National Statistical Office. A new household survey of living conditions, which was partly financed by Norway, has given the authorities a better picture of poverty in the country and of which areas to prioritise.

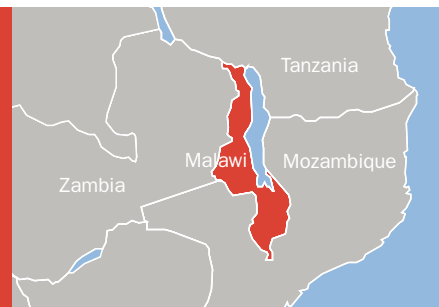
## Health



Malawi faces huge challenges in the health sector. Malnutrition is widespread, particularly in years of crop failure. Malaria, unclean drinking water and poor health services lead to high child mortality. However, the biggest challenge is the HIV/AIDS epidemic, which is one of the primary reasons for the decline in life expectancy from 48 years in 1990 to 38 years in 2004.

There is a critical lack of qualified personnel in the health care services. With the help of Norway and other countries, the authorities have initiated extraordinary measures to recruit more personnel.

According to official statistics, the incidence of HIV is 14 per cent. There are signs that the number of newly infected young people is levelling out. June 2004 marked the start of the National AIDS Commission's campaign to distribute free medicine to persons infected with HIV. In 2005, almost 40,000 HIV patients received medicine.



Norway and other donors channel their support for public health services in Malawi through a comprehensive, coordinated programme. Funding is also provided for the national tuberculosis programme. Norway also provides support for the National AIDS Commission and for doctors' training programmes. The number of students admitted to medical studies rose from 20 in 2002 to 60 in 2005. Through Norwegian Church Aid, Norway helps to increase the capacity of nurses' training programmes.

### Agriculture

The fundamental problems of poverty, the unprofitable operations of smallholders and exhausted farmlands have yet to be solved. Food security remains an urgent problem. More than 4.8 million people out of a population of around 12.6 million required food aid in spring 2006. Norway made a substantial contribution to the concerted efforts to deal with the food crisis.

Norway has supported the efforts of the Malawian authorities to formulate a clear policy for long-term food security and sustainable agricultural development. Norway has further developed its cooperation with the College of Agriculture with a view to strength-

ening national research and education on agriculture with greater focus on practically-oriented research and the dissemination of information in cooperation with local communities. The proportion of women students has increased from around 10 per cent to around 40 per cent in the past five years. Norway has contributed extensive support for the National Smallholder Farmers' Association. Due to a systematic focus on women and gender equality, women are now well represented at all levels of the organisation, including important senior positions.



Nurses in Malawi are under heavy pressure of work due to the shortage of health care personnel. Norway provides support for training nurses and physicians. Photo: Ken Opprann

### Facts

- Population** (estimate, 2004): 12.6 million
- Gross national product per capita** (2004): USD 160 (LDC)
- Average annual growth (GNP)** 2000-04: 1.8%
- Economic structure**, as part of GNP (2004): Agriculture: 39%, industry: 17%, services: 44%
- Human Development Index (HDI)**: Level 2003: 0.404 (low)  
Change 1990-2003: +0.033
- Malnutrition among children** under 5 years of age (2002): 22%
- Child mortality**, per 1000 (2004): 175  
Change 1990-2003: -66
- Maternal mortality ratio** per 1000 live births (2000): 18
- People living with HIV**, 15-49 years old (2005): 14.1%
- Enrolment ratio in primary education** (2004): 95.3%
- Illiteracy rate** of 15-24 year olds (2004): 24%
- Ratio of girls to 100 boys in education** (2004), primary/secondary/tertiary: 102/81/54
- Seats held by women in national parliament** (2006): 13.6%
- Land area covered by forest** (change 1990-2005, negative numbers indicate deforestation as percent of 1990): -13%
- Ratio of area protected to maintain biological diversity** (2005): 16.4%
- Corruption Perception Index (TI)** (2005): 2.8
- Fragile state**, according to OECD/DAC (2006): No
- Military expenditures** as percent of GNP (2004): 0.8%
- Aid per capita** (2004): USD 38
- Aid as percent of GNP** (2004): 25.9%
- Total amount of aid from Norway** (2005): NOK 316.181 million

### More information about Malawi can be found at:

The homepage of the Royal Norwegian Embassy in Lilongwe: [www.norway.mw](http://www.norway.mw)  
Norad's homepage: [www.norad.no](http://www.norad.no)

#### Bilateral assistance to Malawi by priority area, 2005

Priority area	Amount in NOK 1000	Percentage
Health, education and other social sector areas	93 541	29.6 %
HIV/AIDS	19 230	6.1 %
Economic development and trade	100 073	31.7 %
- of which general budget support <sup>2)</sup>	57 670	18.2 %
Good governance	27 989	8.9 %
Environment and energy	1 253	0.4 %
Emergency relief and other unspecified	74 094	23.4 %
<b>Total</b>	<b>316 181</b>	<b>100.0 %</b>

1) Including multi-bilateral assistance and measures for refugees in Norway

2) DAC sector 510.10 General budget support

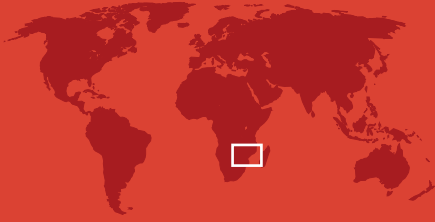
#### Total bilateral assistance for Malawi by channel of assistance, 2005

Channel of assistance	Amount in NOK 1000	Percentage
Government-to-government, etc. <sup>1)</sup>	187 634	59.3 %
Norwegian NGOs	71 697	22.7 %
Local NGOs	12 814	4.1 %
International NGOs	3 000	0.9 %
Nordic research institutions/foundations	344	0.1 %
Multi-bilateral assistance <sup>2)</sup>	40 691	12.9 %
<b>Total</b>	<b>316 181</b>	<b>100.0 %</b>

1) Including public institutions, ministries, consultants, private sector, etc.

2) Earmarked assistance channelled through multilateral organisations


# Mozambique



 Development cooperation between Norway and Mozambique began in 1977. Since the signing of the peace agreement in 1992, Mozambique has been one of Norway's main partner countries and receives more Norwegian development assistance than almost any other country.

Health, fisheries and energy are priority areas for development cooperation, as well as direct, untied budget support, which is primarily intended to be used by the government in its fight against poverty. Norway also supports various measures to promote good governance. In all the main priority areas, Norway provides assistance for institutional and human resource development in the public sector. Mozambique's public administration is weak. The level of education is low, and there is a lack of qualified personnel. Due to low wages, qualified personnel tend to seek alternative employment in the private sector or abroad.

## Poverty reduction and good governance


 Norway provides general budget support with 17 other donors. These funds are intended to help reduce poverty, reform public financial management and increase economic growth. Budget support enables the authorities to set their own priorities when allocating resources to implement the country's poverty reduction strategy, while it gives donors the opportunity to engage in dialogue with the authorities on issues such as reforms to promote good governance and accountability in the public administration.

Corruption in the public sector is a serious challenge in Mozambique. President Guebuza has put the fight against corruption high on the agenda, which has paved the way for closer dialogue with the authorities on financial management and corruption. Norway focuses on greater transparency and accountability in its cooperation with Mozambique.



Fish is a vital source of nutrition for the population of Mozambique, and developing the fishery sector is crucial to reducing poverty. Norway provides both financial and technical assistance for research and administration in the fishery industry. Photo: Ellen Hofsvang


## Health

 In recent years, Mozambique has made great progress in the health sector. Infant mortality was reduced by one third in the period 1997 to 2003. Despite the positive trend, there are still serious challenges. Only half the population has access to basic health services.

Malaria is the main cause of death among children. The authorities are making efforts to prevent malaria, among other things by distributing mosquito nets. However, the lack of qualified health personnel is a serious problem, especially in rural areas. The HIV/AIDS epidemic is one of the main reasons for this because health personnel are themselves infected and fall ill. 16.2 per cent of the population are infected with HIV/AIDS. The authorities expect the number of people who will need treatment to rise from 230,000 in 2006 to 415,000 in 2009.

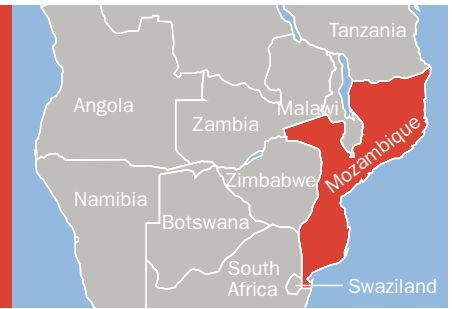
Norway supports the authorities' health sector programme and implementation of the national health strategy. In the field of HIV/AIDS, Norway also supports the United Nations Population Fund (UNFPA) programme to prevent the disease and provide information on sexually transmissible diseases and HIV/AIDS for young people.

## Energy

 Mozambique has extensive energy resources. They range from hydro-power, natural gas, oil and coal to renewable energy sources, such as solar power and wind. These resources can meet Mozambique's own needs and also generate significant export revenues in future. However, there are major challenges associated with energy management and development of the power grid. Only six per cent of Mozambique's population have access to electricity.


Norway and Mozambique have been cooperating on the energy sector since the 1970s. Norway provides technical assistance for the state's administration of the country's hydro-power and petroleum resources. The Norweg-





ian Petroleum Directorate and the Norwegian Water Resources and Energy Directorate work closely with Mozambique in these areas. One result of this cooperation is that the authorities have formulated regulations for the petroleum sector. They have also introduced new regulations for the electricity sector and entered into agreements with foreign companies on the development of oil and gas fields. Norway also contributes to the development of a nation-wide power grid.

### Fisheries

 The fishery sector is extremely important for Mozambique. It is a source of revenues, including export revenues, and provides employment for a large proportion of the population. Fish accounts for a large part of the nation's diet and is an important source of protein for the poorest segments of the population.

In the fishery sector, Norway and Mozambique cooperate on two levels. The first is policy formulation, resource management and research into the fishing industry. In this area, the Mozambican authorities work with the Directorate of Fisheries and the Institute of Marine Research in Norway.

The second programme focuses on development of small-scale fisheries, water supplies, health, education and road-building to improve living standards in poor coastal areas.



Mozambique's water resources can become a significant source of revenue for the country. Through cooperation with the Norwegian Water Resources and Energy Directorate, a licence for construction of the Mphanda Unkuwa hydropower plant, one of the biggest in Africa, was formulated in 2005. Photo: Trygve Bølstad

### Facts

- Population** (estimate, 2004): 19.4 million
- Gross national product per capita** (2004): USD 270 (LDC)
- Average annual growth (GNP)** 2000-04: 8.5%
- Economic structure**, as part of GNP (2004): Agriculture: 22%, industry: 31%, services: 47%
- Human Development Index (HDI)**: Level 2003: 0.379 (low)  
Change 1990-2003: +0.068
- Malnutrition among children** under 5 years of age (2003): 24%
- Child mortality**, per 1000 (2004): 152  
Change (1990-2004): -83
- Maternal mortality ratio** per 1000 live births (2000): 10
- People living with HIV**, 15-49 years old (2005): 16.1%
- Enrolment ratio in primary education** (2004): 71%
- Illiteracy rate** of 15-24 year olds (2004): Not available
- Ratio of girls to 100 boys in education** (2004), primary/secondary/tertiary: 83/70/46
- Seats held by women in national parliament** (2006): 34.8%
- Land area covered by forest** (change 1990-2005, negative numbers indicate deforestation as percent of 1990): -4%
- Ratio of area protected to maintain biological diversity** (2005): 8.6%
- Corruption Perception Index (TI)** (2005): 2.8
- Fragile state**, according to OECD/DAC (2006): No
- Military expenditures** as percent of GNP (2004): 1.2%
- Aid per capita** (2004): USD 63
- Aid as percent of GNP** (2004): 21.4%
- Total amount of aid from Norway** (2005): NOK 437.656 million

### More information about Mozambique can be found at:

The homepage of the Royal Norwegian Embassy in Maputo: [www.norway.org.mz](http://www.norway.org.mz)  
Norad's homepage: [www.norad.no](http://www.norad.no)

#### Bilateral assistance<sup>1)</sup> for Mozambique by priority area, 2005

Priority area	Amount in NOK 1000	Percentage
Health, education, other social sector areas	138 561	31.7 %
HIV/AIDS	8 811	2.0 %
Economic development and trade	144 275	33.0 %
-of which general budget support <sup>2)</sup>	101 000	23.1 %
Good governance	51 999	11.9 %
Environment and energy	92 120	21.0 %
Emergency relief and other unspecified	1 889	0.4 %
<b>Total</b>	<b>437 656</b>	<b>100.0 %</b>

1) Including multi-bilateral assistance and measures for refugees in Norway

2) DAC sector 510.10 General budget support

#### Total bilateral assistance for Mozambique by channel of assistance, 2005

Channel of assistance	Amount in NOK 1000	Percentage
Government-to-government, etc. <sup>1)</sup>	341 547	78.0 %
Norwegian NGOs	43 816	10.0 %
Local NGOs	4 918	1.1 %
Regional NGOs	345	0.1 %
International NGOs	230	0.1 %
Multi-bilateral assistance <sup>2)</sup>	46 799	10.7 %
<b>Total</b>	<b>437 656</b>	<b>100.0 %</b>

1) Including public institutions, ministries, consultants, private sector, etc.

2) Earmarked assistance channelled through multilateral organisations.









# Somalia



 Fourteen years without a central government have led to serious complications for national and regional stability. Assistance from Norway to Somalia is therefore concentrated on promoting peace, reconciliation and stability, and on humanitarian aid and reconstruction.

## Peace, reconciliation and stability

 Due to conflicts and natural disasters, a large number of Somali people have become refugees, internally, in the region and in the world. Assistance for Somalia is therefore viewed in close conjunction with support for peace, reconciliation and stability in other countries on the Horn of Africa. Norway has provided assistance to support initial human resource development programmes in the transitional federal institutions. Due to the unclear power structure and strong, clan-based differences, however, it proved difficult to achieve functioning institutions in 2005.

Somaliland, in the North, has managed to establish a regional administration with a popularly elected parliament and president. Assistance was provided for voter training and election observation in Somaliland in connection with the successful arrangement of the regional parliamentary election in 2005. Among other things, assistance has been provided to create lasting solutions for refugees who have returned to Somaliland.

Norway also contributed to paid employment and reconstruction through the UN and non-governmental organisations in both Somalia and Somaliland.

## Humanitarian assistance, reconstruction

The highly unstable security situation in Somalia, the lack of central authorities and repeated droughts have resulted in an extremely serious humanitarian situation. Substantial funds were channelled through the UN joint appeal and non-governmental organisations for health, water and sanitation, shelter, short-term education projects and food security. Norway also supported measures headed by the UN in connection with the tsunami disaster, which affected the north-eastern coastal areas.

In Somaliland, Norway provided support through the UN and NGOs for more long-term health and education projects, and for the reintegration of returnees, in close cooperation with the regional authorities. In the rest of Somalia, assistance was also provided for more long-term measures in the fields of health, education, water, gender equality and employment. In parallel with aid to meet immediate needs, Norway contributed to the start-up of a joint review of needs, which will provide the basis for determining national priorities for long-term development in Somalia as a whole.

## Facts

**Population** (estimate, 2004): 8.0 million  
**Gross national product per capita** (2004): Not available (LDC)  
**Average annual growth (GNP)** 2000-04: Not available  
**Economic structure**, as part of GNP (2004): Agriculture, industry, services: Not available  
**Human Development Index (HDI)**: Level 2003: Not available  
 Change 1990-2003: Not available  
**Malnutrition among children** under 5 years of age (1999): 25.8%  
**Child mortality**, per 1000 (2004): 225  
 Change (1990-2004): 0  
**Maternal mortality ratio** per 1000 live births (2000): 11.0  
**People living with HIV**, 15-49 years old (2005): 0.9%  
**Enrolment ratio in primary education** (2004): Not available  
**Illiteracy rate** of 15-24 year olds (2004): Not available  
**Ratio of girls to 100 boys in education** (2004), primary/secondary/tertiary: Not available  
**Seats held by women in national parliament** (2006): 7.8%  
**Land area covered by forest** (change 1990-2005, negative numbers indicate deforestation as percent of 1990): -14%  
**Ratio of area protected to maintain biological diversity** (2005): 0.7%  
**Corruption** Perception Index (TI) (2005): 2.1  
**Fragile state**, according to OECD/DAC (2006): Yes  
**Military expenditures** as percent of GNP (2004): Not available  
**Aid per capita** (2004): USD 24  
**Aid as percent of GNP** (2004): Not available  
**Total amount of aid from Norway** (2005): NOK 201.772 million

**More information about Somalia can be found at:**  
 The homepage of the Royal Norwegian Embassy in Nairobi: [www.norway.or.ke](http://www.norway.or.ke)  
 Norad's homepage: [www.norad.no](http://www.norad.no)

### Bilateral assistance<sup>1)</sup> for Somalia by priority area, 2005

Priority area	Amount in NOK 1000	Percentage
Health, education and other social sector areas	26 668	13.2 %
Economic development and trade	3 367	1.7 %
Good governance	10 355	5.1 %
Emergency relief and other unspecified	161 382	80.0 %
<b>Total</b>	<b>201 772</b>	<b>100.0 %</b>

1) Including multi-bilateral assistance and measures for refugees in Norway

### Total bilateral assistance for Somalia by channel of assistance, 2005

Channel of assistance	Amount in NOK 1000	Percentage
Government-to-government, etc. <sup>1)</sup>	78 389	38.9 %
Norwegian NGOs	38 386	19.0 %
Local NGOs	2 000	1.0 %
International NGOs	3 500	1.7 %
Multi-bilateral assistance <sup>2)</sup>	79 498	39.4 %
<b>Total</b>	<b>201 772</b>	<b>100.0 %</b>

1) Including public institutions, ministries, consultants, private sector, etc.

2) Earmarked assistance channelled through multilateral organisations



# South Africa



Norway and South Africa are engaged in extensive economic, political and cultural cooperation, partly financed from Norwegian development assistance funds. This applies to the areas of governance, humanrights, environmental and natural resource management, research and higher education, and energy. Government-to-government cooperation between Norway and South Africa began in 1994.

## Governance and human rights



Civil society is strong in South Africa. The country has developed strong democratic institutions since the apartheid period. In recent years, however, there have been large-scale demonstrations against deficient public services, and improving service delivery in the public sector is a major challenge.

Norway's assistance aims particularly to protect women's and children's rights, among other things by supporting the national Human Rights Commission, which is working to ensure that sexually abused women and children are supported by the judiciary. Norway supports cooperation between universities on land rights, which has contributed to follow-up and political recommendations to the authorities as part of the effort to strengthen impoverished people's right to land.

## Environmental and natural resource management



Cooperation in the field of environment and natural resource management focuses on reducing pollution and protecting biological diversity. In 2005 Norwegian assistance contributed to the establishment of an air monitoring system in Durban.

In the fishery sector, Norway provides both financial and technical support. In 2005, this cooperation contributed to the Directorate of Fisheries' allocation of fishing quotas for the next 15 years. Norwegian assistance also aims to promote administration, research and aquaculture.

## Research and higher education



Norway's support for higher education has contributed to an increase in the intake of under-represented groups. Norway and South Africa have established cooperation to support joint research projects. In 2005, 39 projects were in progress involving researchers and students in the two countries.

## Energy



Norwegian assistance is intended to help ensure that legislation and regulations are introduced and to strengthen institutions in the Ministry of Energy and subordinate agencies.

## Facts

- Population** (estimate, 2004): 45.5 million
- Gross national product per capita** (2004): USD 3630 (middle income)
- Average annual growth (GNP) 2000-04:** 3.2%
- Economic structure**, as part of GNP (2004): Agriculture: 3%, industry: 32%, services: 65%
- Human Development Index (HDI):** Level 2003: 0.658 (medium) Change 1990-2003: -0.077
- Malnutrition among children** under 5 years of age (1999): 12%
- Child mortality**, per 1000 (2004): 67 Change (1990-2004): +7
- Maternal mortality ratio** per 1000 live births (2000): 2.3
- People living with HIV**, 15-49 years old (2005): 18.8%
- Enrolment ratio in primary education** (2004): Not available
- Illiteracy rate** of 15-24 year olds (2004): 6.1%
- Ratio of girls to 100 boys in education** (2004), primary/secondary/tertiary: Not available
- Seats held by women in national parliament** (2006): 32.8%
- Land area covered by forest** (change 1990-2005, negative numbers indicate deforestation as percent of 1990): 0%
- Ratio of area protected to maintain biological diversity** (2005): 6.1%
- Corruption** Perception Index (TI) (2005): 4.5
- Fragile state**, according to OECD/DAC (2006): No
- Military expenditures** as percent of GNP (2004): 1.5%
- Aid per capita** (2004): USD 14
- Aid as percent of GNP** (2004): 0.3%
- Total amount of aid from Norway** (2005): NOK 92.693 million

**More information about South Africa can be found at:**  
The homepage of the Royal Norwegian Embassy in Pretoria: [www.norway.org.za](http://www.norway.org.za)  
Norad's homepage: [www.norad.no](http://www.norad.no)

**Bilateral assistance<sup>1)</sup> for South Africa by priority area, 2005**

Priority area	Amount in NOK 1000	Percentage
Health, education and other social sector areas	34 603	37.3 %
HIV/AIDS	5 598	6.0 %
Economic development and trade	17 251	18.6 %
Good governance	20 368	22.0 %
Environment and energy	13 950	15.0 %
Emergency relief and other unspecified	924	1.0 %
<b>Total</b>	<b>92 693</b>	<b>100.0 %</b>

1) Including multi-bilateral assistance and measures for refugees in Norway

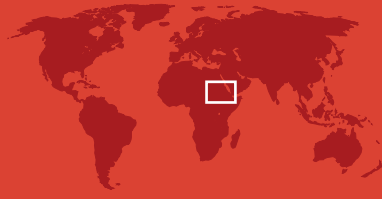
**Total bilateral assistance for South Africa by channel of assistance, 2005**

Channel of assistance	Amount in NOK 1000	Percentage
Government-to-government, etc. <sup>1)</sup>	49 879	53.8 %
Norwegian NGOs	28 750	31.0 %
Local NGOs	585	0.6 %
Nordic research institutions/foundations	10 241	11.0 %
Multi-bilateral assistance <sup>2)</sup>	3 239	3.5 %
<b>Total</b>	<b>92 693</b>	<b>100.0 %</b>

1) Including public institutions, ministries, consultants, private sector, etc.

2) Earmarked assistance channelled through multilateral organisations

# Sudan



In January 2005, a peace agreement was signed by the Sudan People's Liberation Movement and the government in Khartoum. However, the implementation of several items in the peace agreement has been delayed. Norway heads the commission that monitors the implementation of the peace treaty. In May 2006, a peace agreement was also signed for Darfur. However, the security and humanitarian situation in Darfur is still extremely difficult, and the large number of internally displaced refugees have been unable to return home. Norway supports the African Union's monitoring of the peace agreement.

One of the main aims of Norway's assistance is to contribute to the return and reintegration of refugees and internally displaced persons. Two multi-donor funds that are both administered by the World Bank are important channels for Norway's development assistance: one is a fund for South Sudan and the other a national fund for other war-torn areas. Assistance is also provided through Norwegian institutions and NGOs and through the UN.

## Education



In South Sudan, only one in every five children attends school, and only 27 per cent of those attending school are girls. Only six per cent of teachers have formal

educational qualifications. Opportunities for their children to attend school are an important factor in the decision of refugees and internally displaced persons to return home.

Norwegian assistance has been spent on school buildings and teaching materials in the return areas in South Sudan and the Nuba Mountains. Norway has also provided advisers for the Ministry of Education in Juba and study grants for women from South Sudan.

## Health



Norway's assistance has made it possible to operate several district hospitals in South Sudan. They have been the only treatment centres for the population in large areas of the region. This programme has included training of health personnel. Norway has also supported a successful campaign against the guinea worm. In the Nuba Mountains, Norway has financed the purchase of important medicines and supplied clean drinking water. Through UNICEF, Norway has contributed towards improving water supplies and sanitation for people returning to their homes.

## Food security



In several areas of South Sudan, the population is still dependent on food aid due to the lack of tools and seed corn, poor transport systems and underdeveloped market

mechanisms. Norway's assistance has contributed to the construction of corn silos, the organisation of distribution systems and the production of simple tools.

## Humanitarian assistance

Norway has supported measures to return and reintegrate refugees and internally displaced persons. 240,000 people returned to South Sudan in 2005.

## Facts

**Population** (estimate, 2004): 35.5 million  
**Gross national product per capita (2004):** USD 530 (LDC)  
**Average annual growth (GNP) 2000-04:** 6.0%  
**Economic structure**, as part of GNP (2004): Agriculture: 39%, industry: 25%, services: 36%  
**Human Development Index (HDI):** Level 2003: 0.512 (medium)  
 Change 1990-2003: +0.084  
**Malnutrition among children** under 5 years of age (2000): 41%  
**Child mortality**, per 1000 (2004): 91  
 Change (1990-2004): -29  
**Maternal mortality ratio** per 1000 live births (2000): 5.9  
**People living with HIV**, 15-49 years old (2005): 1.6%  
**Enrolment ratio in primary education** (2004): Not available  
**Illiteracy rate** of 15-24 year olds (2004): 22.8%  
**Ratio of girls to 100 boys in education** (2004), primary/secondary/tertiary: 87/93/Not available  
**Seats held by women in national parliament** (2006): 14.7%  
**Land area covered by forest** (change 1990-2005, negative numbers indicate deforestation as percent of 1990): -12%  
**Ratio of area protected to maintain biological diversity** (2005): 4.7%  
**Corruption** Perception Index (TI) (2005): 2.1  
**Fragile state**, according to OECD/DAC (2006): Yes  
**Military expenditures** as percent of GNP (2004): 2.2%  
**Aid per capita** (2004): USD 25  
**Aid as percent of GNP** (2004): 4.5%  
**Total amount of aid from Norway** (2005): NOK 635.772 million

## More information about Sudan can be found at:

The homepage of the Royal Norwegian Embassy in Khartoum: [www.norway-sudan.org](http://www.norway-sudan.org)  
 Norad's homepage: [www.norad.no](http://www.norad.no)

### Bilateral assistance<sup>1)</sup> for Sudan by priority area, 2005

Priority area	Amount in NOK 1000	Percentage
Health, education and other social sector areas	114 796	18.1 %
HIV/AIDS	4 502	0.7 %
Economic development and trade	221 004	34.8 %
Good governance	117 783	18.5 %
Emergency relief and other unspecified	177 638	27.9 %
<b>Total</b>	<b>635 722</b>	<b>100.0 %</b>

1) Including multi-bilateral assistance and measures for refugees in Norway

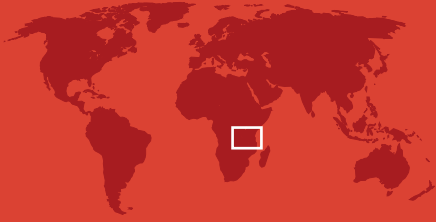
### Total bilateral assistance for Sudan by channel of assistance, 2005

Channel of assistance	Amount in NOK 1000	Percentage
Government-to-government, etc. <sup>1)</sup>	41 689	6.6 %
Norwegian NGOs	207 163	32.6 %
Local NGOs	1 433	0.2 %
Regional NGOs	3 420	0.5 %
International NGOs	28 760	4.5 %
Nordic research institutions/foundations	6 787	1.1 %
Multi-bilateral assistance <sup>2)</sup>	346 469	54.5 %
<b>Total</b>	<b>635 722</b>	<b>100.0 %</b>

1) Including public institutions, ministries, consultants, private sector, etc.

2) Earmarked assistance channelled through multilateral organisations

# Tanzania



Tanzania has been one of Norway's main partner countries since the 1960s and is the country that has received the most assistance from Norway overall.

Tanzania's strategy for poverty reduction and economic growth was launched in 2005. This is a wide-ranging strategy with three main goals: 1) Economic growth and poverty reduction, 2) Improvement of basic social services and 3) Good governance and accountability. Tanzania also has a comprehensive reform agenda for the public sector in the fields of financial management, public service delivery, local administration, etc.

Norway's assistance for Tanzania aims to support the authorities' policies and goals for development. The most important areas in Norway's cooperation with Tanzania are governance, education, the fight against HIV/AIDS, rural development (by improving the road network and contributing to electrification) and helping to improve the country's natural resource management.

## Budget support



With 13 other donors, Norway provides general support for Tanzania's state budget. This support is intended to contribute towards the implementation of the authorities' strategy for poverty reduction and economic growth, towards strengthening financial management, and towards establishing economic stability in the country. Budget support gives donors better opportunities to engage in dialogue with the authorities on matters such as reforms to promote good governance and transparency in public institutions, while at the same time promoting national ownership and responsibility for processes. In 2005 Norway provided NOK 100 million in general budget support for Tanzania.



New, improved roads make necessary transport faster and easier. Norway has provided support for the road sector in Tanzania for four decades. Photo: Per Kristian Lunden

## Governance



In 2005, new reforms were initiated in the area of public financial management. Improved financial management will result in more efficient use of public funds and establish better mechanisms to control how funds are spent in the public sector. Through a comprehensive decentralisation process, the central authorities are seeking to transfer responsibility for public services to local authorities. Reforms of the local administration entered a new phase in 2005 which aims to better adapt services to local needs and promote closer cooperation with the population at large.

Corruption is a serious problem in Tanzania. A national Anti-Corruption Plan has been formulated, and better reporting routines and greater transparency have resulted in more people reporting corruption. Norway has supported the implementation of the Anti-Corruption Plan and has also supported information campaigns and reports on corruption.

## Roads




In the rainy season, some parts of Tanzania suffer flooding, which often makes the roads impassable. Substantial resources are therefore required for road maintenance. The authorities have allocated more funds for this purpose in recent years, with positive results.

Norway has been supporting the road sector in Tanzania for four decades. In addition to assistance for the construction and maintenance of rural roads, there has also been focus on institutional development. The Norwegian Directorate of Public Roads cooperates with the Ministry of Works, the Roads Agency and the Ministry of Regional Administration and Local Government in Tanzania. The purpose is to ensure that the road sector operates more efficiently and that emergency preparedness in connection with flooding is improved.




## Education

 Tanzania has achieved Millennium Development Goal No. 3, which concerns equal access to primary and secondary education for girls and boys. With respect to Millennium Development Goal No. 2, which concerns universal primary education, 90.5 per cent of school-age children now attend school. The authorities also aim to improve the quality of primary education. 36.1 per cent of primary school leavers in 2005 entered secondary school. This is an improvement of 6 per cent from the previous year.

Norway has supported the authorities' basic education programme and, from this point of view, has contributed to the achievement of Millennium Development Goal No. 3. Norway has reoriented some of its assistance towards higher education because the number of students at this level is low. The University of Dar es Salaam and Mzumbe University have received assistance to engage in research in a variety of fields. Mzumbe University is cooperating with Agder University College on gender research.

## HIV/AIDS

 According to the authorities, 6.5 per cent of the population is currently infected with HIV. The authorities have initiated a national care and treatment programme in its efforts to deal with the epidemic. All people infected with AIDS will be offered life-prolonging drugs free of charge.

Norway has supported the authorities' national plan to combat HIV/AIDS, which has helped to provide better treatment for AIDS patients and given more people access to free drugs. The Haydom Lutheran Hospital has also received support from Norway to engage in research into the use of the life-prolonging drugs needed by AIDS patients.



Nine out of ten children in Tanzania receive a basic education. Norway supports the national education programme. Photo: Per Kristian Lunden

## Facts

**Population** (estimate, 2004): 37.6 million  
**Gross national product per capita** (2004): USD 320 (LDC)  
**Average annual growth (GNP)** 2000-04: 6.8%  
**Economic structure**, as part of GNP (2004): Agriculture: 45%, industry: 17%, services: 39%  
**Human Development Index (HDI)**: Level 2003: 0.418 (low)  
 Change 1990-2003: -0.017  
**Malnutrition among children** under 5 years of age (1999): 29%  
**Child mortality**, per 1000 (2004): 126  
 Change (1990-2004): -35  
**Maternal mortality ratio** per 1000 live births (2000): 15.0  
**People living with HIV**, 15-49 years old (2005): 6.5%  
**Enrolment ratio in primary education** (2004): 85.9%  
**Illiteracy rate** of 15-24 year olds (2004): 21.6%  
**Ratio of girls to 100 boys in education** (2004), primary/secondary/tertiary: 96/Not available/41  
**Seats held by women in national parliament** (2006): 30.4%  
**Land area covered by forest** (change 1990-2005, negative numbers indicate deforestation as percent of 1990): -15%  
**Ratio of area protected to maintain biological diversity** (2005): 38.4%  
**Corruption Perception Index (TI)** (2005): 2.9  
**Fragile state**, according to OECD/DAC (2006): No  
**Military expenditures** as percent of GNP (2004): 3.0%  
**Aid per capita** (2004): USD 46  
**Aid as percent of GNP** (2004): 16.2%  
**Total amount of aid from Norway** (2005): NOK 388.410 million

### More information about Tanzania can be found at:

The homepage of the Royal Norwegian Embassy in Dar es Salaam: [www.norway.go.tz](http://www.norway.go.tz)  
 Norad's homepage: [www.norad.no](http://www.norad.no)

### Bilateral assistance<sup>1)</sup> for Tanzania by priority area, 2005

Priority area	Amount in NOK 1000	Percentage
Health, education and other social sector areas	64 716	16.7 %
HIV/AIDS	29 046	7.5 %
Economic development and trade	152 804	39.3 %
- of which general budget support <sup>2)</sup>	100 000	25.7 %
Good governance	90 058	23.2 %
Environment and energy	51 450	13.2 %
Emergency relief and other unspecified	335	0.1 %
<b>Total</b>	<b>388 410</b>	<b>100.0 %</b>

1) Including multi-bilateral assistance and measures for refugees in Norway

2) DAC sector 510.10 General budget support

### Total bilateral assistance for Tanzania by channel of assistance, 2005

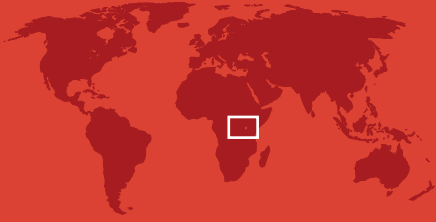
Channel of assistance	Amount in NOK 1000	Percentage
Government-to-government, etc. <sup>1)</sup>	306 777	79.0 %
Norwegian NGOs	45 660	11.8 %
Local NGOs	9 315	2.4 %
International NGOs	1 019	0.3 %
Nordic research institutions/foundations	145	0.0 %
Multi-bilateral assistance <sup>2)</sup>	25 494	6.6 %
<b>Total</b>	<b>388 410</b>	<b>100.0 %</b>


1) Including public institutions, ministries, consultants, private sector, etc.

2) Earmarked assistance channelled through multilateral organisations




# Uganda



 Uganda was one of the first countries to receive Norwegian aid. Norway's development assistance is concentrated on the areas of governance and human rights, social development, and economic growth and private sector development. Norway also provides budget support for Uganda. Furthermore, Norway is strongly involved in providing humanitarian aid in Northern Uganda.

Almost 20 Norwegian NGOs receive aid funding for their activities in Uganda, and the country is one of the main recipients of assistance channelled through Norwegian civil society. Their efforts are particularly aimed at governance, education and other social sector development.

## Governance and human rights

 Comprehensive public sector reforms have been carried out to improve the efficiency of the administration and to give the population greater insight into what public funds are spent on. In this process, the authorities have tried to give local authorities more freedom of action and more resources. The authorities have formulated an Anti-Corruption Plan, but central institutions, such as the Anti-Corruption Commission, do not receive sufficient funding to be able to implement the plan.


Human rights are constantly abused in Uganda. The situation is especially serious in the north of the country, which is affected by armed conflict. The military forces have taken over some of the responsibilities normally held by the police. The soldiers have little or no human rights training, and human rights violations take place on a regular basis. The local guerrilla movement, the Lord's Resistance Army, is also responsible for many violations. The political opposition have greater freedom of expression, but the authorities constantly accuse them of treason if they are too critical. Norway has provided assistance for the judicial system and for efforts to accelerate the legal process. This has given the population more confidence in the judicial



The conflict in Northern Uganda has forced 80 per cent of the population to flee their homes. Norway provides assistance for Northern Uganda through the national authorities, the UN system and non-governmental organisations to help meet the needs of the population. Photo: Sørvis

system than it had before. In Northern Uganda, Norway has supported NGO programmes to provide human rights training for military forces. This has resulted in less abuse on the part of the military forces and thereby improved their relationship with the rest of the population.

## Economic growth and private sector development

 Economic growth is threatened by a decline in commodity prices for coffee and tea, which are Uganda's most important agricultural export products. The country is very fertile. 40 per cent of Uganda's revenues come from agriculture, and 80 per cent of the population are farmers. Uganda's greatest challenge in the field of economic development is the lack of energy. Because



the authorities cannot meet the demand for electric power, foreign investors have grown sceptical, and jobs are in danger of being lost. Development of the electricity grid is proceeding slowly. Only 6-7 per cent of Uganda's population have access to electricity.

Norway has supported institutional reforms and investments in the electricity sector. This has helped to reduce the power deficit and contributed to more efficient handling of the electricity crisis. Uganda is a pilot country for the Economic Development and Trade in the South project, which aims to promote employment and profitable production in developing countries. Efforts have been made to foster greater cooperation between Ugandan and Norwegian business and industry. Norway has also provided assistance through the United Nations Industrial Development Organisation (UNIDO), which trains entrepreneurs and craftsmen.

### Social development



Uganda has made great strides in the education sector. The number of children starting school has increased dramatically in the past 15 years. The number of children who complete their basic education has increased from 27 per cent in 1996 to

50 per cent in 2004. Almost as many girls as boys attend school, but girls drop out more often. There is a serious lack of teachers, and the quality of education is poor. The Norwegian Refugee Council receives funding from Norway to build schools and train teachers in Northern Uganda. Few children attend school in this region due to the conflict.

Uganda is a leading country in efforts to combat HIV and AIDS. According to the authorities, the incidence of HIV has remained stable at just over six per cent in recent years. Norway has provided support for the national AIDS Commission, which coordinates measures to combat HIV and AIDS. Activities have become more coherent and thereby more effective. Norway has also supported UNICEF's country programme for children affected by HIV/AIDS and children who have lost their parents due to the epidemic.

### Budget support



Budget support is general support for the Ugandan state budget. It must be spent on the fight against poverty. The authorities of the recipient country decide how the funds can best be used for this purpose, in dialogue with donors.

### Facts

- Population** (estimate, 2004): 27.8 million
- Gross national product per capita** (2004): USD 250 (LDC)
- Average annual growth (GNP)** 2000-04: 5.8%
- Economic structure**, as part of GNP (2004): Agriculture: 32%, industry: 21%, services: 47%
- Human Development Index (HDI)**: Level 2003: 0.508 (medium)  
Change 1990-2003: +0.099
- Malnutrition among children** under 5 years of age (2001): 23%
- Child mortality**, per 1000 (2004): 138  
Change (1990-2004): -22
- Maternal mortality ratio** per 1000 live births (2000): 8.8
- People living with HIV**, 15-49 years old (2005): 6.7%
- Enrolment ratio in primary education** (2004): Not available
- Illiteracy rate of 15-24 year olds** (2004): 23.4%
- Ratio of girls to 100 boys in education** (2004), primary/secondary/tertiary: 99/81/62
- Seats held by women in national parliament** (2006): 23.9%
- Land area covered by forest** (change 1990-2005, negative numbers indicate deforestation as percent of 1990): -26%
- Ratio of area protected to maintain biological diversity** (2005): 26.3%
- Corruption** Perception Index (TI) (2005): 2.5
- Fragile state**, according to OECD/DAC (2006): No
- Military expenditures** as percent of GNP (2004): 2.5%
- Aid per capita** (2004): USD 42
- Aid as percent of GNP** (2004): 17.3%
- Total amount of aid from Norway** (2005): NOK 293.290 million

### More information about Uganda can be found at:

The homepage of the Royal Norwegian Embassy in Kampala: [www.norway.go.ug](http://www.norway.go.ug)  
Norad's homepage: [www.norad.no](http://www.norad.no)

### Bilateral assistance<sup>1)</sup> for Uganda by priority area, 2005

Priority area	Amount in NOK 1000	Percentage
Health, education and other social sector areas	77 326	26.4 %
HIV/AIDS	15 227	5.2 %
Economic development and trade	89 478	30.5 %
- of which general budget support <sup>2)</sup>	52 253	17.8 %
Good governance	34 656	11.8 %
Environment and energy	16 508	5.6 %
Emergency relief and other unspecified	60 095	20.5 %
<b>Total</b>	<b>293 290</b>	<b>100.0 %</b>

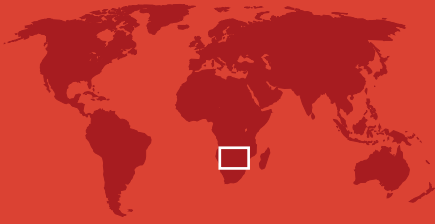
1) Including multi-bilateral assistance and measures for refugees in Norway  
2) DAC sector 510.10 General budget support

### Total bilateral assistance for Uganda by channel of assistance, 2005

Channel of assistance	Amount in NOK 1000	Percentage
Government-to-government, etc. <sup>1)</sup>	128 752	43.9 %
Norwegian NGOs	97 867	33.4 %
Local NGOs	3 000	1.0 %
Regional NGOs	300	0.1 %
International NGOs	3 000	1.0 %
Nordic research institutions/foundations	2 158	0.7 %
Multi-bilateral assistance <sup>2)</sup>	58 213	19.8 %
<b>Total</b>	<b>293 290</b>	<b>100.0 %</b>

1) Including public institutions, ministries, consultants, private sector, etc.  
2) Earmarked assistance channelled through multilateral organisations


# Zambia



 Norway first entered into development cooperation with Zambia in 1967. Efforts have been focused on the priority areas of economic and political governance, education and natural resource management, which includes wildlife management, and food security.

Since 2005, Zambia has also received direct contributions from Norway to its national budget (budget support). Substantial support is also provided for civil society. The proportion of the Zambian national budget that is spent on programmes directly targeting poverty reduction has increased from 10 per cent in 2004 to 23 per cent in 2005.

## Governance

 Public administration at both central and local levels is under-developed. In dialogue with donor countries, the Zambian authorities have focused on improving public administration, and have initiated a number of public sector reforms.

Public financial management reforms have helped to improve planning and control of government revenues and expenditures. Greater emphasis has also been placed on macro-economic planning, balancing the government budget and improving the country's balance of payments. These were key criteria for being granted debt relief by bilateral and multilateral donors. In 2005, almost all of Zambia's foreign debt was cancelled by lenders.

Corruption is a problem in Zambia, and the president has made the fight against corruption one of his main causes. The judiciary is now showing a greater willingness to deal with corruption cases than before, but little progress is being made, and so far there have been few convictions. Norway has played a prominent role in supporting anti-corruption efforts.



Norway supports new, more efficient production methods. Conservation farming counteracts drought, and the methods are used by 15-20 per cent of farmers. Photo: Astrid Johanne Svensson

Presidential, national assembly and local council elections are to be held in September 2006. Great importance has been attached to strengthening the mandate of the electoral commission and its capacity to carry out elections. In addition to increasing government budget allocations, an election fund administered by the UNDP has been established. Norway is the biggest contributor to the election fund and acts as coordinator in this work.

Norway supports the programme of public financial management reforms and is one of the leading donors in this field. Norway also plays a key role in efforts to strengthen the Zambian supreme audit institution. The judicial system has also received support from Norway through measures to reduce the long queues of persons being held in custody while waiting for their case to come before the courts. Norway also provides funding for efforts to ensure the legal protection of marginalised groups.

## Food security

 The majority of the Zambian population are farmers. However, the agricultural sector is vulnerable. Due to drought and the poorly developed agricultural sector, around 1.6 million people were in need of food aid at the end of 2005. In order to improve food security, Norway and the Netherlands jointly provide assistance for new, more effective production methods that are also environmentally friendly, known as conservation farming. In times of drought, this method has proved to be far less vulnerable to lack of precipitation than traditional methods. The proportion of farmers who use conservation methods has now increased to between 15 and 20 per cent.

## Wildlife management

Zambia is among the countries in the world that have defined the largest percentage of their land area as national parks. This includes close to 20 parks with a wide variety of flora and fauna. The parks have considerable potential as tourist attractions, but this has largely remained unexploited due to bad roads, the poorly developed transport infrastructure and the under-development of the





tourist industry. Poaching and deforestation threaten biological diversity in the parks.

Norway provides support for the Zambia Wildlife Authority, which has received increased funding in the past few years. This has enabled them to improve roads. The number of tourists is on the rise, which means higher revenues for the Wildlife Authority and the local population. Poaching in national parks is declining.

### Education

 Ensuring education for all is a major challenge. To help achieve this goal, Norway is the biggest contributor to the Zambian authorities' education programme, which has been successful in terms of providing basic schooling for many more children in Zambia. Free schooling from first to seventh grade was introduced in 2002. This positive increase has not been matched by a corresponding increase in the number of teachers, textbooks and classrooms. Improving quality in the education sector is therefore the next challenge.

In addition to supporting the public education programme in Zambia, Norway is actively involved in providing assistance for private schools through strategic partnership agreements with Norwegian Church Aid and Save the Children Norway. This applies in particular to children from the poorest families. Some 600,000 children attend these schools in Zambia.



Norway provides support for Zambia's national education programme. As many girls as boys start school, but the proportion of boys who complete their schooling is higher: 87 per cent compared with 74 per cent. Photo: Tone Bratteli

### Facts

- Population** (estimate, 2004): 11.5 million
- Gross national product per capita** (2004): USD 400 (LDC)
- Average annual growth (GNP)** 2000-04: 4.4%
- Economic structure**, as part of GNP (2004): Agriculture: 21%, industry: 27%, services: 52%
- Human Development Index (HDI)**: Level 2003: 0.394 (low)  
Change 1990-2003: -0.068
- Malnutrition among children** under 5 years of age (2003): 23%
- Child mortality**, per 1000 (2004): 182  
Change (1990-2004): +2
- Maternal mortality ratio** per 1000 live births (2000): 7.5
- People living with HIV**, 15-49 years old (2005): 17.0%
- Enrolment ratio in primary education** (2004): 79.8%
- Illiteracy rate** of 15-24 year olds (2004): 30.5%
- Ratio of girls to 100 boys in education** (2004), primary/secondary/tertiary: 96/79/Not available
- Seats held by women in national parliament** (2006): 12.7%
- Land area covered by forest** (change 1990-2005, negative numbers indicate deforestation as percent of 1990): -14%
- Ratio of area protected to maintain biological diversity** (2005): 41.5%
- Corruption** Perception Index (TI) (2005): 2.6
- Fragile state**, according to OECD/DAC (2006): No
- Military expenditures** as percent of GNP (2004): Not available
- Aid per capita** (2004): USD 94
- Aid as percent of GNP** (2004): 21.2%
- Total amount of aid from Norway** (2005): NOK 315.427 million

### More information about Zambia can be found at:

The homepage of the Royal Norwegian Embassy in Lusaka: [www.norway.org.zm](http://www.norway.org.zm)  
Norad's homepage: [www.norad.no](http://www.norad.no)

#### Bilateral assistance<sup>41</sup> for Zambia by priority area, 2005

Priority area	Amount in NOK 1000	Percentage
Health, education and other social sector areas	146 128	46.3 %
HIV/AIDS	24 702	7.8 %
Economic development and trade	73 116	23.2 %
- of which general budget support <sup>2)</sup>	39 862	12.6 %
Good governance	46 453	14.7 %
Environment and energy	10 126	3.2 %
Emergency relief and other unspecified	14 902	4.7 %
<b>Total</b>	<b>315 427</b>	<b>100.0 %</b>


1) Including multi-bilateral assistance and measures for refugees in Norway  
2) DAC Sector 510.10 General budget support

#### Total bilateral assistance for Zambia by channel of assistance, 2005

Channel of assistance	Amount in NOK 1000	Percentage
Government-to-government, etc. <sup>1)</sup>	231 566	73.4 %
Norwegian NGOs	51 740	16.4 %
Local NGOs	16 570	5.3 %
International NGOs	552	0.2 %
Multi-bilateral assistance <sup>2)</sup>	15 000	4.8 %
<b>Total</b>	<b>315 427</b>	<b>100.0 %</b>

1) Including public institutions, ministries, consultants, private sector, etc.  
2) Earmarked assistance channelled through multilateral organisations

# Asia



# Afghanistan



 Norway has contributed substantial support for reconstruction and humanitarian measures since the establishment of a transitional government in December 2001. Afghanistan became one of Norway's development cooperation partners in 2004. Assistance is concentrated on three main areas: education, governance and rural development. Norway primarily provides budget support for these sectors through a multi-donor fund administered by the World Bank.

## Education

 Norway provides support for the national education programme, thereby helping to ensure that more children now receive schooling. Particular emphasis is placed on enabling girls to attend school. Over four million children returned to primary school (grades 1-6) after the fall of the Taliban regime. In 2005, two thirds of the boys and half of the girls of primary school age attended school. A large proportion of the teachers have no formal qualifications. Norway also provides assistance for Norwegian non-governmental organisations that run projects and programmes to build schools and train teachers.

## Governance

 Afghanistan held parliamentary elections in November 2005. International observers were satisfied with the way the elections were conducted. However, the government faces great challenges in developing an adequate administration and providing efficient social services.

Norwegian support helps to pay the wages of public sector employees, including health service personnel and teachers. Norway also supports a programme for recruitment from private business and industry to jobs in public administration.

## Rural development

Rural areas in Afghanistan are poorly developed, and there is an urgent need for roads, access to clean drinking water and health services. The central government has little control over rural areas, and maintaining law and order is a serious problem in many areas. Norway supports the national programme for rural development.

Since 2002, around 3.5 million refugees have returned to their homes in Afghanistan. Norwegian support helps to provide them with shelter, legal counselling and information. Humanitarian assistance also helps

to reduce the high rate of maternal and infant mortality, and to reduce undernourishment by providing food for particularly vulnerable groups. Support is also provided for clearing land mines.

## Facts

**Population** (estimate, 2004): 29.9 million

**Gross national product per capita** (2004): Not available (LDC)

**Average annual growth (GNP)** 2000-04: Not available

**Economic structure**, as part of GNP (2004): Agriculture, industry, services: Not available

**Human Development Index (HDI)**: Level 2003: Not available

Change 1990-2003: Not available

**Malnutrition among children** under 5 years of age (2004): 39%

**Child mortality**, per 1000 (2004): 165  
Change (1990-2004): -3

**Maternal mortality ratio** per 1000 live births (2000): 19

**People living with HIV**, 15-49 years old (2005): 0.1%

**Enrolment ratio in primary education** (2004): Not available

**Illiteracy rate** of 15-24 year olds (2004): 65.7%

**Ratio of girls to 100 boys in education** (2004), primary/secondary/tertiary: 44/21/28

**Seats held by women in national parliament** (2006): 27.3%

**Land area covered by forest** (change 1990-2005, negative numbers indicate deforestation as percent of 1990): -35%

**Ratio of area protected to maintain biological diversity** (2005): 0.3%

**Corruption Perception Index (TI)** (2005): 2.5

**Fragile state**, according to OECD/DAC (2006): Yes

**Military expenditures** as percent of GNP (2004): Not available

**Aid per capita** (2004): USD 73

**Aid as percent of GNP** (2004): 38%

**Total amount of aid from Norway** (2005): NOK 386.186 million

## More information about Afghanistan can be found at:

The homepage of the Royal Norwegian Embassy in Kabul: [www.norway.org.af](http://www.norway.org.af)

Norad's homepage: [www.norad.no](http://www.norad.no)

### Bilateral assistance<sup>1)</sup> for Afghanistan by priority area, 2005

Priority area	Amount in NOK 1000	Percentage
Health, education and other social sector areas	50 267	13.0 %
Economic development and trade	195 198	50.5 %
- of which general budget support through the World Bank <sup>2)</sup>	144 000	37.3 %
Good governance	60 156	15.6 %
Emergency relief and other unspecified	80 566	20.9 %
<b>Total</b>	<b>386 186</b>	<b>100.0 %</b>

1) Including multi-bilateral assistance and measures for refugees in Norway

2) DAC Sector 510.10 General budget support

### Total bilateral assistance by Afghanistan by channel of assistance, 2005


Channel of assistance	Amount in NOK 1000	Percentage
Government-to-government, etc. <sup>1)</sup>	97 023	25.1 %
Norwegian NGOs	79 686	20.6 %
Local NGOs	114	0.0 %
International NGOs	20 121	5.2 %
Nordic research institutions/foundations	1 800	0.5 %
Multi-bilateral assistance <sup>2)</sup>	187 443	48.5 %
<b>Total</b>	<b>386 186</b>	<b>100.0 %</b>

1) Including public institutions, ministries, consultants, private sector, etc.

2) Earmarked assistance channelled through multilateral organisations

# Bangladesh



 Bangladesh has made major economic and social advances since the country gained its independence. Economic growth has been around 5 per cent in the past ten years. Whereas it once suffered from a constant lack of food, the country is now virtually self-sufficient. Population growth has been declining in the last 20 years, and is now less than 2 per cent annually. Far more Bangladeshis now receive an education, although the quality of the education varies considerably. Bangladesh is significantly less dependent on development assistance than it was 10-15 years ago. Development assistance currently accounts for around 2 per cent of GNP. Transfers from Bangladeshis abroad amount to around five times total development assistance (USD 5 billion/USD 1 billion).

Almost every year, the country is flooded to varying degrees during the rainy season, but flood preparedness has improved considerably. Even relatively heavy flooding causes only limited loss of life and has moderate negative economic consequences.

The proportion of the population living below the poverty line has gradually declined in recent years. However, the fight to reduce poverty is making slow progress, and the gap between the rich and the poor is widening. Corruption is rampant, and the country's political parties are bitterly opposed to one another. Foreign investments are increasing, but due to the unstable political situation, which is exacerbated by corruption and inadequate infrastructure, many foreign investors are still reluctant to commit themselves.


## Norway's development cooperation with Bangladesh

Cooperation with Bangladesh began when the country became independent in 1971, and Bangladesh has been one of Norway's main partner countries since 1975. Priority areas for cooperation are education, private sector development, human rights and good governance.



Norwegian support for the education sector in Bangladesh helps to finance a grant scheme that benefits 60,000 girls each year. Photo: Gerd Stensby

### Education

 The Bangladeshi authorities promote the equal right to education for all, and as many girls now receive basic education as boys. Slightly more than 80 per cent of children start school, but only about half of them complete the five years of primary school. The heavy drop-out rate is partly attributable to the poor quality of teaching. Among secondary school pupils, boys are still in the majority.

Besides supporting the public programme of basic education, Norway provides support for non-governmental organisations that offer basic education in private schools for the poorest children. These programmes particularly target girls, ethnic minority children and child workers.

### Private sector development

 The industrial and service sector in Bangladesh has grown rapidly in the past few years. Norway provides support for a programme for business advisory services for small and medium-sized companies. Through this programme, 11 private banks

gained greater expertise in risk assessment, enabling them to better assess the profitability of investments in 2005. The programme also enabled the banks to increase their lending to small enterprises. Through Norwegian support for a credit programme, loans were provided to 700 small enterprises, making it possible for them to increase production and improve their services. A total of 1600 new jobs were created. One fourth of the banks' borrowers are women. Norway also provided funding to develop the electricity grid.



The textile industry employs a large number of people and generates export revenues for Bangladesh. Norway supports the industry through cooperation on private sector development. Photo: Gerd Stensby





## Governance

**§** Bangladesh faces major political challenges. The opposition often boycotts meetings in Parliament. The government wields strong influence over the judiciary. Consequently, the judiciary does not function independently, but is susceptible to pressure from the government and other persons in positions of power in both civil and criminal cases.

Corruption is extremely widespread. In 2005, for the fifth year in a row, Bangladesh was the highest ranked country in terms of perception of prevalence of corruption according to the Corruption Perception Index of Transparency International. The authorities established an anti-corruption commission in 2004, but so far it has achieved very little. The government has de facto control of both the composition of the commission and the resources made available to it.

Norway supports Transparency International Bangladesh. This support helps enable the organisation to present more reports on corruption in the country and focus attention on the negative impacts of corruption.

## Human rights

**⚖** The human rights situation in Bangladesh is difficult. Law enforcement authorities are allegedly responsible for several hundred extrajudicial executions every year. Poor people, in particular, see the police as a threat rather than protection, and political violence is rife. Women and children are particularly vulnerable to acts of violence. On the other hand, the situation as regards the media has improved, and there is now greater diversity and freer debate, despite the widespread threat of violence against journalists.

Norway supports non-governmental organisations that work to promote human rights. In the past few years, support has primarily been provided to organisations that seek to advance women's rights and gender equality, particularly in efforts to combat violence against women. Several of the free legal aid programmes supported by Norway resulted in victory in the courts in important cases of principle such as discrimination of religious minorities and use of remand in custody.

## Facts

- Population** (estimate, 2004): 139.2 million
- Gross national product per capita** (2004): USD 440 (LDC)
- Average annual growth (GNP)** 2000-04: 5.1%
- Economic structure**, as part of GNP (2004): Agriculture: 21%, industry: 27%, services: 52%
- Human Development Index** (HDI): Level 2003: 0.520 (medium)  
Change 1990-2003: +0.101
- Malnutrition among children** under 5 years of age (2004): 48%
- Child mortality**, per 1000 (2004): 77  
Change (1990-2004): -72
- Maternal mortality ratio** per 1000 live births (2000): 3.8
- People living with HIV**, 15-49 years old (2005): 0.1%
- Enrolment ratio in primary education** (2004): 93.8%
- Illiteracy rate** of 15-24 year olds (2004): Not available
- Ratio of girls to 100 boys in education** (2004), primary/secondary/tertiary: 103/Not available/Not available
- Seats held by women in national parliament** (2006): 14.8%
- Land area covered by forest** (change 1990-2005, negative numbers indicate deforestation as percent of 1990): -1%
- Ratio of area protected to maintain biological diversity** (2005): 1.3%
- Corruption** Perception Index (TI) (2005): 1.7
- Fragile state**, according to OECD/DAC (2006): No
- Military expenditures** as percent of GNP (2004): 1.2%
- Aid per capita** (2004): USD 10
- Aid as percent of GNP** (2004): 2.4%
- Total amount of aid from Norway** (2005): NOK 212.005 million

**More information about Bangladesh can be found at:**  
The homepage of the Royal Norwegian Embassy in Dhaka: [www.norway.org.bd](http://www.norway.org.bd)  
Norad's homepage: [www.norad.no](http://www.norad.no)

### Bilateral assistance<sup>1)</sup> for Bangladesh by priority area, 2005

Priority area	Amount in NOK 1000	Percentage
Health, education and other social sector areas	85 800	40.5 %
HIV/AIDS	1 468	0.7 %
Economic development and trade	64 879	30.6 %
Good governance	7 426	3.5 %
Environment and energy	51 587	24.3 %
Emergency relief and other unspecified	844	0.4 %
<b>Total</b>	<b>212 005</b>	<b>100.0 %</b>

1) Including multi-bilateral assistance and measures for refugees in Norway

### Total bilateral assistance for Bangladesh by channel of assistance, 2005

Channel of assistance	Amount in NOK 1000	Percentage
Government-to-government, etc. <sup>1)</sup>	109 435	51.6 %
Norwegian NGOs	17 803	8.4 %
Local NGOs	35 784	16.9 %
International NGOs	50	0.0 %
Nordic research institutions/foundations	218	0.1 %
Multi-bilateral assistance <sup>2)</sup>	48 715	23.0 %
<b>Total</b>	<b>212 005</b>	<b>100.0 %</b>

1) Including public institutions, ministries, consultants, private sector, etc.

2) Earmarked assistance channelled through multilateral organisations








# Indonesia




 Indonesia has achieved good results in its efforts to reduce poverty. The proportion of its population who live below the poverty line dropped from 27 per cent in 1999 to 16 per cent in 2003. The country has major environmental problems, and receives assistance from Norway for efforts to improve the situation. Norway's support for Indonesia is focused on the priority areas of governance, development and environment.

## Environmental and natural resource management


 Indonesia's environmental problems are a growing cause of natural disasters and loss of biological diversity. The poor suffer most from the environmental degradation. Norway and Indonesia cooperate on efforts to combat illegal logging and trade in timber.

## Governance

 In the elections held in 2004, Indonesia took a long stride forward towards a more democratic, transparent society. The new president has made the fight against corruption his highest priority. A special agency has been established to investigate cases of corruption, and the Office of the Director of Public Prosecutions has been significantly strengthened. In several public institutions, a range of control mechanisms has been introduced to prevent corruption.

Since 2001, Norway has provided support through the UNDP for a programme to improve governance in Indonesia. The programme has helped to place anti-corruption efforts on the agenda, in addition to supporting judiciary reforms. It has also contributed towards strengthening the protection of human rights in the past few years.

## Social development

 In the field of social development, Norway provides assistance for a project for blind and visually impaired children. The project has helped to improve teaching programmes for the blind and visually impaired by producing appropriate teaching materials and improving the organisation of tuition.

## Humanitarian assistance – reconstruction in the wake of the tsunami disaster

Indonesia was the country that was hardest hit by the tsunami in December 2004, which left a death toll of 226,000 and several hundred thousand homeless people. In response to this disaster, Norway provided substantial humanitarian assistance in 2005. A total of NOK 296.1 million was disbursed for emergency relief and reconstruction after the disaster.

NOK 63 million was spent on emergency relief, while NOK 120 million was paid into the Multi-Donor Fund which is administered by the World Bank. Norway has also provided assistance for housing construction and the mapping of land and sea areas.

## Facts

- Population** (estimate, 2004): 217.6 million
- Gross national product per capita** (2004): USD 1140 (middle income)
- Average annual growth (GNP)** 2000-04: 4.6%
- Economic structure**, as part of GNP (2004): Agriculture: 15%, industry: 44%, services: 41%
- Human Development Index (HDI)**: Level 2003: 0.697 (medium)  
Change 1990-2003: +0.072
- Malnutrition among children** under 5 years of age (2003): 28%
- Child mortality**, per 1000 (2004): 38  
Change (1990-2004): -53
- Maternal mortality ratio** per 1000 live births (2000): 2.3
- People living with HIV**, 15-49 years old (2005): 0.1%
- Enrolment ratio in primary education** (2004): 94.3%
- Illiteracy rate** of 15-24 year olds (2004): 1.3%
- Ratio of girls to 100 boys in education** (2004), primary/secondary/tertiary: 98/99/79
- Seats held by women in national parliament** (2006): 11.3%
- Land area covered by forest** (change 1990-2005, negative numbers indicate deforestation as percent of 1990): -24%
- Ratio of area protected to maintain biological diversity** (2005): 9.1%
- Corruption Perception Index (TI)** (2005): 2.2
- Military expenditures** as percent of GNP (2004): 1.4%
- Aid per capita** (2004): USD 0
- Aid as percent of GNP** (2004): 0%
- Total amount of aid from Norway** (2005): NOK 290.436 million

**More information about Indonesia can be found at:**  
The homepage of the Royal Norwegian Embassy in Jakarta: [www.norway.or.id](http://www.norway.or.id)  
Norad's homepage: [www.norad.no](http://www.norad.no)

**Bilateral assistance<sup>1)</sup> for Indonesia by priority area, 2005**

Priority area	Amount in NOK 1000	Percentage
Health, education and other social sector areas	20 853	7.2 %
Economic development and trade	134 814	46.4 %
Good governance	17 077	5.9 %
Environment and energy	37 763	13.0 %
Emergency relief and other unspecified	79 929	27.5 %
<b>Total</b>	<b>290 436</b>	<b>100.0 %</b>

1) Including multi-bilateral assistance and measures for refugees in Norway

**Total bilateral assistance for Indonesia by channel of assistance, 2005**

Channel of assistance	Amount in NOK 1000	Percentage
Government-to-government, etc. <sup>1)</sup>	43 685	15.0 %
Norwegian NGOs	68 498	23.6 %
Local NGOs	4 150	1.4 %
International NGOs	320	0.1 %
Nordic research institutions/foundations	1 585	0.5 %
Multi-bilateral assistance <sup>2)</sup>	172 198	59.3 %
<b>Total</b>	<b>290 436</b>	<b>100.0 %</b>

1) Including public institutions, ministries, consultants, private sector, etc.

2) Earmarked assistance channelled through multilateral organisations



# Nepal



Nepal has been one of Norway's main partner countries since 1996.

As a result of the conflict in the country, Norway has focused on supporting peace-making activities. The priority areas for cooperation are governance, human rights, education and energy.

## Governance and human rights



The authorities' efforts to delegate power to district level have made slow progress, and measures have not been easy to implement when the majority of district officers have left their districts due to the conflict. The districts also lack both locally elected representatives and resources to carry out the tasks that have been delegated to them by the state. Norway supports the UN Development Programme (UNDP) in Nepal. The UNDP is working to strengthen local authorities in order to foster the participation of local communities in development and planning.

The human rights situation is a serious issue in Nepal. As a result of the conflict, the population has suffered repeated attacks from both the Maoists and government forces. Although abuses still take place, the situation has improved since the cease fire in April 2006.

In 2005 Norway contributed to the establishment of an office of the UN High Commissioner for Human Rights in Nepal. As a result of this, the authorities and the Maoists are obliged to deal more actively with human rights violations. Norway also supports non-governmental organisations that are monitoring the human rights situation. They act as a pressure group vis-à-vis the National Commission for Human Rights and have ensured the investigation of several violations by the warring parties. Assistance is also provided for organisations and activists who promote dialogue between the parties to the conflict.



The proportion of Nepalese children who attend primary school has increased from 72 per cent in 1999 to 87 per cent in 2005. Norway supports the national education programme. Photo: Bjørnulf Remme

## Education



The conflict and the absence of local authorities in many districts have exacerbated the difficult situation in the education sector in Nepal. The authorities have been unable to monitor or control what is happening in the education sector in large parts of the country. Schools have been closed in many districts and several pupils and teachers have been killed as a result of the conflict. In these areas, the authorities have been dependent on NGOs and the UN system to keep schools open and safe.

Despite all the difficulties, the number of children and, not least, the number of girls enrolling in primary school is rising. The authorities have demonstrated openness in connection with the difficulties they are facing and have been willing to invest in primary education through allocations from the state budget. However, due to the poor quality of tuition, many children do not complete their education. The authorities aim to train more teachers and offer tuition in the pupils' mother tongue in order to improve the quality of education. They also intend to develop

flexible systems for pupils who are unable to follow the normal school year. The authorities are now working on defining minimum quality requirements.

Together with Denmark, the UK, Finland and the World Bank, Norway supports the Nepalese education authorities' primary education programme. The aim of the programme is to ensure primary education for all, increase the quality of education, and strengthen and rationalise school administration. The programme has helped to increase the proportion of children receiving education. The donors are now focusing more strongly on the quality of education, which will be an important criterion for assistance in the years ahead. The positive change in the level of conflict in 2006 has led to optimism in the education sector and intensified the population's demand for service delivery.

## Energy



Forty per cent of the population currently have access to electricity. The national goal is for this figure to increase to 55 per cent by 2008.



Norway has been supporting the construction of hydropower plants in Nepal for several years. Among other things, Norway has signed an agreement for ten feasibility studies for small power plants in rural areas where the Norwegian Water Resources and Energy Directorate is the technical partner. These power plants could provide power for a large number of people in rural areas in future. Norway also provides support for the private sector for rural electrification and for alternative energy through the Alternative Energy Promotion Centre. Capacity-building and cooperation between universities are also included in the portfolio. The Norwegian private sector is also involved in the 60 MW Khimti power plant, the biggest private power plant in Nepal.



The local community receives electricity from the Khimti power plant, the largest privately owned plant in Nepal. Norway has provided assistance for development of the plant for several years. Photo: Bjørnulf Remme

### Facts

- Population** (estimate, 2004): 26.6 million
- Gross national product per capita** (2004): USD 250 (LDC)
- Average annual growth (GNP)** 2000-04: 2.6%
- Economic structure**, as part of GNP (2004): Agriculture: 40%, industry: 23%, services: 37%
- Human Development Index** (HDI): Level 2003: 0.526 (medium) Change 1990-2003: +0.103
- Malnutrition among children** under 5 years of age (2001): 48%
- Child mortality**, per 1000 (2004): 76 Change (1990-2004): -69
- Maternal mortality ratio** per 1000 live births (2000): 7.4
- People living with HIV**, 15-49 years old (2005): 0.5%
- Enrolment ratio in primary education** (2004): Not available
- Illiteracy rate** of 15-24 year olds (2004): 29.9%
- Ratio of girls to 100 boys in education** (2004), primary/secondary/tertiary: 88/Not available/40
- Seats held by women in national parliament** (2006): Not available
- Land area covered by forest** (change 1990-2005, negative numbers indicate deforestation as percent of 1990): -25%
- Ratio of area protected to maintain biological diversity** (2005): 16.3%
- Corruption Perception Index** (TI) (2005): 2.5
- Fragile state**, according to OECD/DAC (2006): No
- Military expenditures** as percent of GNP (2004): 1.7%
- Aid per capita** (2004): USD 16
- Aid as percent of GNP** (2004): 6.4%
- Total amount of aid from Norway** (2005): NOK 161.805 million

**More information about Nepal can be found at:**  
 The homepage of the Royal Norwegian Embassy in Kathmandu: [www.norway.org.np](http://www.norway.org.np)  
 Norad's homepage: [www.norad.no](http://www.norad.no)

#### Bilateral assistance<sup>1)</sup> for Nepal by priority area, 2005

Priority area	Amount in NOK 1000	Percentage
Health, education, other social sector areas	87 427	54.0 %
HIV/AIDS	729	0.5 %
Economic development and trade	7 348	4.5 %
Good governance	35 312	21.8 %
Environment and energy	17 803	11.0 %
Emergency relief and other unspecified	13 186	8.1 %
<b>Total</b>	<b>161 805</b>	<b>100.0 %</b>

1) Including multi-bilateral assistance and measures for refugees in Norway

#### Total bilateral assistance for Nepal by channel of assistance, 2005

Channel of assistance	Amount in NOK 1000	Percentage
Government-to-government, etc. <sup>1)</sup>	67 177	41.5 %
Norwegian NGOs	31 390	19.4 %
Local NGOs	1 604	1.0 %
International NGOs	1 566	1.0 %
Multi-bilateral assistance <sup>2)</sup>	60 068	37.1 %
<b>Total</b>	<b>161 805</b>	<b>100.0 %</b>

1) Including public institutions, ministries, consultants, private sector, etc.

2) Earmarked assistance channelled through multilateral organisations

# Pakistan



Norway has been engaged in development cooperation with Pakistan since 1969. The main areas for cooperation are currently basic education, governance and human rights. There is also strong focus on women and gender equality. Cultural assistance is also used as a means of promoting social and economic development. Pakistan suffered a major earthquake in 2005 and received extensive emergency relief from Norway in this connection.

## Education



Pakistan has increased its allocations for education in recent years. The main challenges in this sector are to improve public schools and reduce the differences between boys and girls. Less than half the school-age girls in the country attended school in 2004.

Norway has supported three education projects that have helped to get more girls into school, both in the North-West Frontier Province and in Punjab. There has also been focus on assistance to improve the competence of teachers. Norwegian support has also contributed to the establishment of 350 schools in two years.

## Governance and human rights



Human rights are generally weak in Pakistan. Women and children are particularly vulnerable to abuse. Reports published in 2005 show that there is increased awareness of women's rights. The authorities have also formulated a national plan to fight human trafficking. Several of the key people involved in human trafficking have been arrested as a result of the national plan. Norway supports local organisations working to promote the rights of children. Among other things, a report entitled State of Children in Pakistan, which is published annually, arouses a great deal of attention.

Norway supports an extensive programme for political education of women. The programme has provided training for 36,000 elected women representatives and has helped to empower women in Pakistan. Norway also supports a fund administered by the authorities to promote the development of local democracy. Training has been provided for local politicians, bureaucrats and leaders in 25 per cent of the country's 110 districts. This has led to greater popular involvement in local communities through the establishment of local development groups all over the country.

## Facts

**Population** (estimate, 2004): 152.1 million  
**Gross national product per capita** (2004): USD 600 (low income)  
**Average annual growth (GNP)** 2000-04: 4.1%  
**Economic structure**, as part of GNP (2004): Agriculture: 22%, industry: 25%, services: 53%  
**Human Development Index (HDI)**: Level 2003: 0.527 (medium)  
 Change 1990-2003: +0.065  
**Malnutrition among children** under 5 years of age (2002): 38%  
**Child mortality**, per 1000 (2004): 101  
 Change 1990-2004: -29  
**Maternal mortality ratio** per 1000 live births (2000): 5.0  
**People living with HIV**, 15-49 years old (2005): 0.1%  
**Enrolment ratio in primary education** (2004): 66.2%  
**Illiteracy rate** of 15-24 year olds (2004): 34.5%  
**Ratio of girls to 100 boys in education** (2004), primary/secondary/tertiary: 73/73/80  
**Seats held by women in national parliament** (2006): 21.3%  
**Land area covered by forest** (change 1990-2005, negative numbers indicate deforestation as percent of 1990): -24%  
**Ratio of area protected to maintain biological diversity** (2005): 9.1%  
**Corruption** Perception Index (TI) (2005): 2.1  
**Fragile state**, according to OECD/DAC (2006): No  
**Military expenditures** as percent of GNP (2004): 4.1%  
**Aid per capita** (2004): USD 9  
**Aid as percent of GNP** (2004): 1.5%  
**Total amount of aid from Norway** (2005): NOK 532.544 million

### More information about Pakistan can be found at:

The homepage of the Royal Norwegian Embassy in Islamabad: [www.norway.org.pk](http://www.norway.org.pk)  
 Norad's homepage: [www.norad.no](http://www.norad.no)

### Bilateral assistance<sup>1)</sup> for Pakistan by priority area, 2005

Priority area	Amount in NOK 1000	Percentage
Health, education and other social sector areas	41 997	7.9 %
HIV/AIDS <sup>2)</sup>	-350	-0.1 %
Economic development and trade	8 501	1.6 %
Good governance	15 437	2.9 %
Environment and energy <sup>2)</sup>	-1 636	-0.3 %
Emergency relief and other unspecified	468 595	88.0 %
<b>Total</b>	<b>532 544</b>	<b>100.0 %</b>

1) Including multi-bilateral assistance and measures for refugees in Norway

2) Net amounts for the priority areas are negative due to repayment of unused funds from previous years by certain partners.

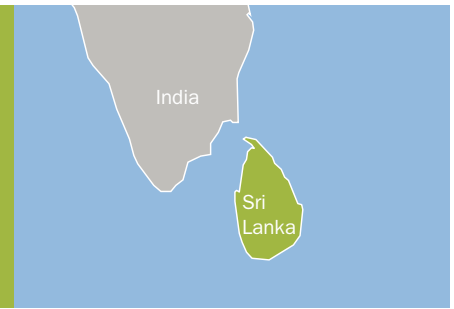
### Total bilateral assistance for Pakistan by channel of assistance, 2005

Channel of assistance	Amount in NOK 1000	Percentage
Government-to-government, etc. <sup>1)</sup>	32 593	6.1 %
Norwegian NGOs	94 291	17.7 %
Local NGOs	14 610	2.7 %
International NGOs	5 453	1.0 %
Nordic research institutions/foundations	75	0.0 %
Multi-bilateral assistance <sup>2)</sup>	385 522	72.4 %
<b>Total</b>	<b>532 544</b>	<b>100.0 %</b>

1) Including public institutions, ministries, consultants, private sector, etc.

2) Earmarked assistance channelled through multilateral organisations

# Sri Lanka



Norway has been engaged in development cooperation with Sri Lanka since 1977. Long-term development cooperation is concentrated on peace-building, including the rehabilitation of war-torn areas in the north and east, and economic development with a view to promoting sustainable employment. Assistance is channelled both directly to the authorities and through civil society and multilateral organisations.

As a result of the tsunami disaster in 2004, Sri Lanka received extraordinary funding from Norway for humanitarian assistance and reconstruction in the affected areas. Support for reconstruction was largely spent on rehabilitation of the fishery sector, measures to get people back to work and rehabilitation of damaged schools. Norway's assistance was channelled through Norwegian, local and international organisations.

## Peace-building



At the request of the government and the LTTE, Norway has acted as facilitator for the peace process between the parties to the conflict for several years. Norway has helped to promote better understanding of peaceful co-existence and reconciliation between ethnic groups by supporting awareness-raising measures, mobilising population

groups and training journalists. Norway has also supported six local human rights institutions and has financed multi-cultural activities. With other donors, Norway has taken part in initiating rehabilitation measures in the war-torn areas in the north and east. Norway has also supported mine clearance operations, which has facilitated the return of internally displaced refugees.

## Economic development



Norway has supported efforts to establish small and medium-sized enterprises and promote environmentally sound production, industrial standardisation and the development of chambers of commerce and special interest organisations. Norway has also supported projects to provide credits so that women from Tamil, Singalese and Muslim communities can start their own businesses.

A matchmaking programme has been established to link Norwegian and Sri Lankan companies, and areas for investment and the exchange of ideas and experience have been identified. In the energy sector, Norway contributed to the expansion of the power grid in the north and east and the promotion of utilisation of renewable energy sources in rural areas. In preparation of Sri Lanka's application to extend its continental shelf, Norway contributes to data collection.

## Facts

- Population** (estimate, 2004): 19.4 million
- Gross national product per capita** (2004): USD 1010 (middle income)
- Average annual growth (GNP)** 2000-04: 3.8%
- Economic structure**, as part of GNP (2004): Agriculture: 18%, industry: 27%, services: 55%
- Human Development Index (HDI)**: Level 2003: 0.751 (medium) Change 1990-2003: +0.046
- Malnutrition among children** under 5 years of age (2001): 30%
- Child mortality**, per 1000 (2004): 14 Change 1990-2004: -18
- Maternal mortality ratio** per 1000 live births (2000): 0.9
- People living with HIV**, 15-49 years old (2005): 0.1%
- Enrolment ratio in primary education** (2004): 97.1%
- Illiteracy rate** of 15-24 year olds (2004): 4.4%
- Ratio of girls to 100 boys in education** (2004), primary/secondary/tertiary: Not available/100/ Not available
- Seats held by women in national parliament** (2006): 4.9%
- Land area covered by forest** (change 1990-2005, negative numbers indicate deforestation as percent of 1990): -18%
- Ratio of area protected to maintain biological diversity** (2005): 17.2%
- Corruption Perception Index (TI)** (2005): 3.2
- Fragile state**, according to OECD/DAC (2006): No
- Military expenditures** as percent of GNP (2004): 2.8%
- Aid per capita** (2004): USD 27
- Aid as percent of GNP** (2004): 2.7%
- Total amount of aid from Norway** (2005): NOK 424.981 million

**More information about Sri Lanka can be found at:**  
The homepage of the Royal Norwegian Embassy in Colombo: [www.norway.lk](http://www.norway.lk)  
Norad's homepage: [www.norad.no](http://www.norad.no)

### Bilateral assistance<sup>1)</sup> for Sri Lanka by priority area, 2005

Priority area	Amount in NOK 1000	Percentage
Health, education and other social sector areas	124 620	29.3 %
Economic development and trade	130 280	30.7 %
Good governance, peace-building, human rights	64 948	15.3 %
Environment and energy	9 302	2.2 %
Emergency relief and other unspecified	95 831	22.5 %
<b>Total</b>	<b>424 981</b>	<b>100.0 %</b>

1) Including multi-bilateral assistance and measures for refugees in Norway

### Total bilateral assistance for Sri Lanka by channel of assistance, 2005

Channel of assistance	Amount in NOK 1000	Percentage
Government-to-government, etc. <sup>1)</sup>	78 604	18.5 %
Norwegian NGOs	210 644	49.6 %
Local NGOs	63 371	14.9 %
International NGOs	8 209	1.9 %
Nordic research institutions/foundations	2 597	0.6 %
Multi-bilateral assistance <sup>2)</sup>	61 557	14.5 %
<b>Total</b>	<b>424 981</b>	<b>100.0 %</b>

1) Including public institutions, ministries, consultants, private sector, etc.

2) Earmarked assistance channelled through multilateral organisations




# Vietnam




 Norway's development cooperation with Vietnam is concentrated on basic education, governance and private sector development.

## Governance

 With other bilateral donors, Norway supports reform of the public administration through the UNDP. Assistance is provided both for the central reform programme and for Ninh Binh Province. Norway also contributes to a multi-donor trust fund to support financial reform in the public sector.


Since last year, Norway, Sweden and Denmark have provided assistance through the UNDP for legislative reforms. Support is also provided for the Government Inspectorate, which has the main responsibility for anti-corruption activities in Vietnam.

## Basic education

 Norway's assistance for basic education is intended especially to help improve educational services for ethnic minority children and disadvantaged children. Eight schools supported by Norway were completed in Dien Bien Province in 2004. In Quang Nam Province, construction began on twelve schools in flood-prone areas so that the distance that children in these areas must travel to school is shorter. Norway has

entered into a bilateral agreement to provide NOK 32 million in budget support for the education sector in 2006. The goal is to ensure that national priorities in the education sector are achieved.

## Private sector development

 Norway's assistance for the fishery sector is devoted to the preparation of a new Fisheries Act and regulations and their implementation, an aquaculture research institute, and Vietnam's Fishery University in Nha Trang. Capacity building relating to aquaculture research focuses especially on impoverished peasants and poor coastal communities.

An interim review of assistance for the aquaculture research institute showed that Norway's support has resulted in a significant increase in research capacity in the fields of genetics, fish health and marine aquaculture.

Norway and Sweden are supporting a study of the environmental and social consequences of the use of water resources for hydro-electric power. Petroleum accounts for approximately 25 per cent of Vietnam's export revenues. Cooperation in the petroleum sector has provided a basis for improved resource assessments and has also resulted in a management system that is intended to

ensure that the oil industry conforms to international health, safety and environmental standards.

## Facts

**Population** (estimate, 2004): 82.2 million  
**Gross national product per capita** (2004): USD 540 (low income)  
**Average annual growth (GNP)** 2000-04: 7.2%  
**Economic structure**, as part of GNP (2004): Agriculture: 22%, industry: 40%, services: 38%  
**Human Development Index (HDI)**: Level 2003: 0.704 (medium)  
 Change 1990-2003: +0.087  
**Malnutrition among children** under 5 years of age (2001): 23%  
**Child mortality**, per 1000 (2004): 23  
 Change (1990-2004): -30  
**Maternal mortality ratio** per 1000 live births (2000): 1.3  
**People living with HIV**, 15-49 years old (2005): 0.5%  
**Enrolment ratio in primary education** (2004): Not available  
**Illiteracy rate** of 15-24 year olds (2004): 6.1%  
**Ratio of girls to 100 boys in education** (2004), primary/secondary/tertiary: 93/95/77  
**Seats held by women in national parliament** (2006): 27.3%  
**Land area covered by forest** (change 1990-2005, negative numbers indicate deforestation as percent of 1990): 38%  
**Ratio of area protected to maintain biological diversity** (2005): 3.6%  
**Corruption** Perception Index (TI) (2005): 2.6  
**Fragile state**, according to OECD/DAC (2006): No  
**Military expenditures** as percent of GNP (2004): Not available  
**Aid per capita** (2004): USD 22  
**Aid as percent of GNP** (2004): 4.1%  
**Total amount of aid from Norway** (2005): NOK 99.539 million

**More information about Vietnam can be found at:**  
 The homepage of the Royal Norwegian Embassy in Hanoi: [www.norway.org.vn](http://www.norway.org.vn)  
 Norad's homepage: [www.norad.no](http://www.norad.no)

### Bilateral assistance<sup>1)</sup> for Vietnam by priority area, 2005

Priority area	Amount in NOK 1000	Percentage
Health, education and other social sector areas	31 437	31.6 %
HIV/AIDS	2 194	2.2 %
Economic development and trade	33 206	33.4 %
Good governance	9 931	10.0 %
Environment and energy	19 209	19.3 %
Emergency relief and other unspecified	3 561	3.6 %
<b>Total</b>	<b>99 539</b>	<b>100.0 %</b>

1) Including multi-bilateral assistance and measures for refugees in Norway

### Total bilateral assistance for Vietnam by channel of assistance, 2005

Channel of assistance	Amount in NOK 1000	Percentage
Government-to-government <sup>1)</sup>	64 653	65.0 %
Norwegian NGOs	17 290	17.4 %
Local NGOs	3 800	3.8 %
Nordic research institutions/foundations	2 528	2.5 %
Multi-bilateral assistance <sup>2)</sup>	11 268	11.3 %
<b>Total</b>	<b>99 539</b>	<b>100.0 %</b>

1) Including public institutions, ministries, consultants, private sector, etc.

2) Earmarked assistance channelled through multilateral organisations

# Latin America



Guatemala




Nicaragua




# Guatemala



 Development assistance for Guatemala has been channelled through non-governmental organisations since the 1970s. Norway became involved in the peace negotiations in the mid-1990s. After 36 years of civil war, a peace agreement was signed in 1996. The primary aim of cooperation with Guatemala is to help ensure that the peace accords are fully implemented. Emphasis is placed on developing good governance and strengthening human rights.

## Governance

 Many of the sweeping reforms called for by the peace accords have yet to be carried out. The adoption of a Land Registration Act in 2005 was a positive development, and may give poor people a statutory right to farm their own land.

Norway has provided assistance for the work on establishing the National Land Register. It has also supported the efforts of the Organisation of American States (OAS) to strengthen political parties and promote more open, constructive dialogue between the parties with a view to reinforcing democratic institutions.

Corruption is widespread in Guatemala and is regarded as an obstacle to more equitable distribution of resources. Norway supports

the UNDP programme to empower civil society. The programme has succeeded in making the public administration more accountable to the country's population at both local and national level.

## Human rights

The main challenge in the field of human rights lies in strengthening the rule of law. The National Civil Police can only prevent criminal offences to a limited extent. This has led to rising crime rates in Guatemala, growing corruption and abuses on the part of police officers who have not been paid their wages.

Norway provides support for the National Civil Police. In 2005, the police established a special unit for children and young people and launched a campaign to recruit members of indigenous populations. Norway also supports the Institute for Free Legal Aid, which helps to ensure that members of indigenous groups have access to the judicial system. Furthermore, Norway supports the Human Rights Ombud who investigates breaches of human rights.

## Humanitarian assistance

In the wake of Tropical Storm «Stan» in 2005, Norway provided a total of NOK 35.6 million in humanitarian assistance for Guatemala.

## Facts

**Population** (estimate, 2004): 12.3 million  
**Gross national product per capita** (2004): USD 2190 (middle income)  
**Average annual growth (GNP)** 2000-04: 2.3%  
**Economic structure**, as part of GNP (2004): Agriculture: 22%, industry: 19%, services: 58%  
**Human Development Index (HDI)**: Level 2003: 0.663 (medium) Change 1990-2003: +0.077  
**Malnutrition among children** under 5 years of age (2002): 23%  
**Child mortality**, per 1000 (2004): 45 Change 1990-2004: -37  
**Maternal mortality ratio** per 1000 live births (2000): 2.4  
**People living with HIV**, 15-49 years old (2005): 0.9%  
**Enrolment ratio in primary education** (2004): 93%  
**Illiteracy rate** of 15-24 year olds (2004): 17.8%  
**Ratio of girls to 100 boys in education** (2004), primary/secondary/tertiary: 92/90/Not available  
**Seats held by women in national parliament** (2006): 8.2%  
**Land area covered by forest** (change 1990-2005, negative numbers indicate deforestation as percent of 1990): -17%  
**Ratio of area protected to maintain biological diversity** (2005): 30.8%  
**Corruption** Perception Index (TI) (2005): 2.5  
**Fragile state**, according to OECD/DAC (2006): No  
**Military expenditures** as percent of GNP (2004): 0.4%  
**Aid per capita** (2004): USD 18  
**Aid as percent of GNP** (2004): 0.8%  
**Total amount of aid from Norway** (2005): NOK 134.969 million

**More information about Guatemala can be found at:**  
 The homepage of the Royal Norwegian Embassy in Guatemala City: [www.noruega.org.gt](http://www.noruega.org.gt)  
 Norad's homepage: [www.norad.no](http://www.norad.no)

### Bilateral assistance<sup>1)</sup> for Guatemala by priority area, 2005

Priority area	Amount in NOK 1000	Percentage
Health, education and other social sector areas	19 354	14.3 %
Economic development and trade	3 589	2.7 %
Good governance	72 301	53.6 %
Environment and energy	1 349	1.0 %
Emergency relief and other unspecified	38 375	28.4 %
<b>Total</b>	<b>134 969</b>	<b>100.0 %</b>

1) Including multi-bilateral assistance and measures for refugees in Norway

### Total bilateral assistance for Guatemala by channel of assistance, 2005

Channel of assistance	Amount in NOK 1000	Percentage
Government-to-government, etc. <sup>1)</sup>	15 465	11.5 %
Norwegian NGOs	38 661	28.6 %
Local NGOs	12 371	9.2 %
Regional NGOs	2 743	2.0 %
Multi-bilateral assistance <sup>2)</sup>	65 278	48.7 %
<b>Total</b>	<b>134 969</b>	<b>100.0 %</b>

1) Including public institutions, ministries, consultants, private sector, etc.

2) Earmarked assistance channelled through multilateral organisations



# Nicaragua



Nicaragua and Norway have been engaged in development cooperation since 1987. There are three priority areas: governance and human rights, resource management and environment, and budget support.

## Governance and human rights

Norway contributes to the authorities' fight against corruption and efforts to increase transparency in the public administration, among other things by reinforcing the judicial system's possibilities for investigating corruption claims. Norway has also provided support for courses on investigative journalism for journalists.

Fundamental human rights are enshrined in the Constitution and are largely observed by the authorities. However, follow-up of economic and social rights is limited by scarce resources. Norway supports voluntary human rights organisations in Nicaragua.

## Resource management and environment

The most serious environmental problem in Nicaragua is deforestation, which is destroying eco-systems. 60 per cent of the population are farmers, and agriculture is one of the main reasons for deforestation. Norway supports local NGOs

working to promote sustainable tropical agriculture. So far, the programme has covered almost 3,000 families in 94 small communities and has achieved very good, documented results.

The national petroleum authorities cooperate with the Norwegian Petroleum Directorate. This has improved the Nicaraguan authorities' ability to safeguard their country's interests, for example in negotiations with foreign oil companies.

## Budget support

Norway has recently introduced budget support in its cooperation with Nicaragua. Budget support has contributed to important reforms in areas such as financial management and good governance. Through budget support, Norway has better opportunities to engage in dialogue with the authorities on national priorities and improvements in governance.

## Humanitarian assistance

In 2005 the north-eastern region of Nicaragua (Waspam/Río Coco) suffered from a plague of rats and grubs that destroyed much of the harvest. This led to a serious famine and many deaths. Norway contributed to emergency relief through the UNDP.

## Fakta

- Population** (estimate, 2004): 5.4 million
- Gross national product per capita** (2004): USD 830 (low income)
- Average annual growth (GNP)** 2000-04: 2.3%
- Economic structure**, as part of GNP (2004): Agriculture: 19%, industry: 31%, services: 55%
- Human Development Index (HDI)**: Level 2003: 0.690 (medium) Change 1990-2003: +0.080
- Malnutrition among children** under 5 years of age (2001): 10%
- Child mortality**, per 1000 (2004): 38 Change (1990-2004): -30
- Maternal mortality** ratio per 1000 live births (2000): 2.3
- People living with HIV**, 15-49 years old (2005): 0.2%
- Enrolment ratio in primary education** (2004): 87.9%
- Illiteracy rate** of 15-24 year olds (2004): 13.8%
- Ratio of girls to 100 boys in education** (2004), primary/secondary/tertiary: 98/115/Not available
- Seats held by women in national parliament** (2006): 20.7%
- Land area covered by forest** (change 1990-2005, negative numbers indicate deforestation as percent of 1990): -21%
- Ratio of area protected to maintain biological diversity** (2005): 18.2%
- Corruption** Perception Index (TI) (2005): 2.6
- Fragile state**, according to OECD/DAC (2006): No
- Military expenditures** as percent of GNP (2004): 0.7%
- Aid per capita** (2004): USD 229
- Aid as percent of GNP** (2004): 28.3%
- Total amount of aid from Norway** (2005): NOK 90.145 million

### More information about Nicaragua can be found at:

The homepage of the Royal Norwegian Embassy in Managua: [www.noruega.org.ni](http://www.noruega.org.ni)  
Norad's homepage: [www.norad.no](http://www.norad.no)

### Bilateral assistance<sup>1)</sup> for Nicaragua by priority area, 2005

Priority area	Amount in NOK 1000	Percentage
Health, education and other social sector areas	25 498	28.3 %
HIV/AIDS	3 657	4.1 %
Economic development and trade	40 915	45.4 %
- of which general budget support <sup>2)</sup>	20 000	22.2 %
Good governance	17 864	19.8 %
Environment and energy	1 316	1.5 %
Emergency relief and other unspecified	895	1.0 %
<b>Total</b>	<b>90 145</b>	<b>100.0 %</b>

1) Including multi-bilateral assistance and measures for refugees in Norway

2) DAC sector 510.10 General budget support

### Total bilateral assistance for Nicaragua by channel of assistance, 2005

Channel of assistance	Amount in NOK 1000	Percentage
Government-to-government, etc. <sup>1)</sup>	41 823	46.4 %
Norwegian NGOs	36 187	40.1 %
Local NGOs	10 254	11.4 %
Multi-bilateral assistance <sup>2)</sup>	1 881	2.1 %
<b>Total</b>	<b>90 145</b>	<b>100.0 %</b>

1) Including public institutions, ministries, consultants, private sector, etc.

2) Earmarked assistance channelled through multilateral organisations

# Middle East




# The Palestinian Area




 Norway's development cooperation with the Palestinian Area is concentrated on education, energy, good governance and humanitarian assistance, which is channelled to non-governmental organisations and the UN system. In 2005 Norway also contributed NOK 15 million in direct support for the Palestinian state budget, as well as NOK 85 million through the budget support trust fund administered by the World Bank. An important objective of providing budget support is to maintain vital public services and prevent the economic collapse of the Palestinian government.


## Education

 Population growth in the Palestinian Area is high (3.2 per cent in 2005), and providing schooling for new pupils is a major challenge. In 2005 Norwegian support helped to expand and rehabilitate 22 schools. Furthermore, construction work was completed on four new schools with a total of 79 classrooms. Norway also provided funding to build a new national vocational school which will include two new programmes for women students.

## Energy

 Through projects supported by Norway in 2004, five villages were fully supplied with electric power, and the electricity grid was repaired in 35 villages. Safety regulations for the construction and operation of the electricity grid, which were drawn up in cooperation with Norway, were introduced in 2005. Norwegian financing enabled repairs to be completed on the electricity supply network in 16 municipalities. Moreover, power lines in 25 villages were rehabilitated with a view to reducing the substantial loss of power from the transmission network.

## Governance

 The Palestinian authorities have initiated reforms in a number of areas with a view to increase the efficiency of the public administration and to achieve a more democratic system of government. In 2005, a presidential election and three rounds of local elections were held. Support provided by Norway has helped to strengthen the national electoral commission.

## Facts

**Population** (estimate, 2004): 3.5 million  
**Gross national product per capita** (2003): USD 1120 (middle income)  
**Average annual growth (GNP)** 2000-04: -13.3%  
**Economic structure**, as part of GNP (2004): Agriculture, industry, services: Not available  
**Human Development Index (HDI)**: Level 2003: 0.729 (medium)  
 Change 1990-2003: Not available  
**Malnutrition among children** under 5 years of age (1996): 4%  
**Child mortality**, per 1000 (2004): 24  
 Change (1990-2004): -16  
**Maternal mortality ratio** per 1000 live births (2000): 1  
**People living with HIV**, 15-49 years old (2005): Not available  
**Enrolment ratio in primary education** (2004): 86.3%  
**Illiteracy rate** of 15-24 year olds (2004): 1.0%  
**Ratio of girls to 100 boys in education** (2004), primary/secondary/tertiary: 100/105/104  
**Seats held by women in national parliament** (2006): Not available  
**Land area covered by forest** (change 1990-2005, negative numbers indicate deforestation as percent of 1990): Not available  
**Ratio of area protected to maintain biological diversity** (2005): Not available  
**Corruption** Perception Index (TI) (2005): 2.6  
**Fragile state**, according to OECD/DAC (2006): No  
**Military expenditures** as percent of GNP (2004): Not available  
**Aid per capita** (2004): USD 324  
**Aid as percent of GNP** (2004): 25.0%  
**Total amount of aid from Norway** (2005): NOK 476.675 million

### More information about the Palestinian Area can be found at:

The homepage of the Norwegian Representative office in Al Ram: [www.norway.org.ps](http://www.norway.org.ps)  
 Norad's homepage: [www.norad.no](http://www.norad.no)

### Bilateral assistance<sup>1)</sup> for the Palestinian Area by priority area, 2005

Priority area	Amount in NOK 1000	Percentage
Health, education and other social sector areas	220 012	46.2 %
Economic development and trade	59 401	12.5 %
- of which general budget support <sup>2)</sup>	15 000	3.1 %
Good governance	167 845	35.2 %
- of which general budget support through the World Bank <sup>3)</sup>	85 000	17.8%
Environment and energy	18 861	4.0 %
Emergency relief and other unspecified	10 555	2.2 %
<b>Total</b>	<b>476 675</b>	<b>100.0 %</b>

1) Including multi-bilateral assistance and measures for refugees in Norway

2) DAC Sector 510.10 General budget support

3) DAC Sector 151.40 Government and civil society

### Total bilateral assistance for the Palestinian Area by channel of assistance, 2005

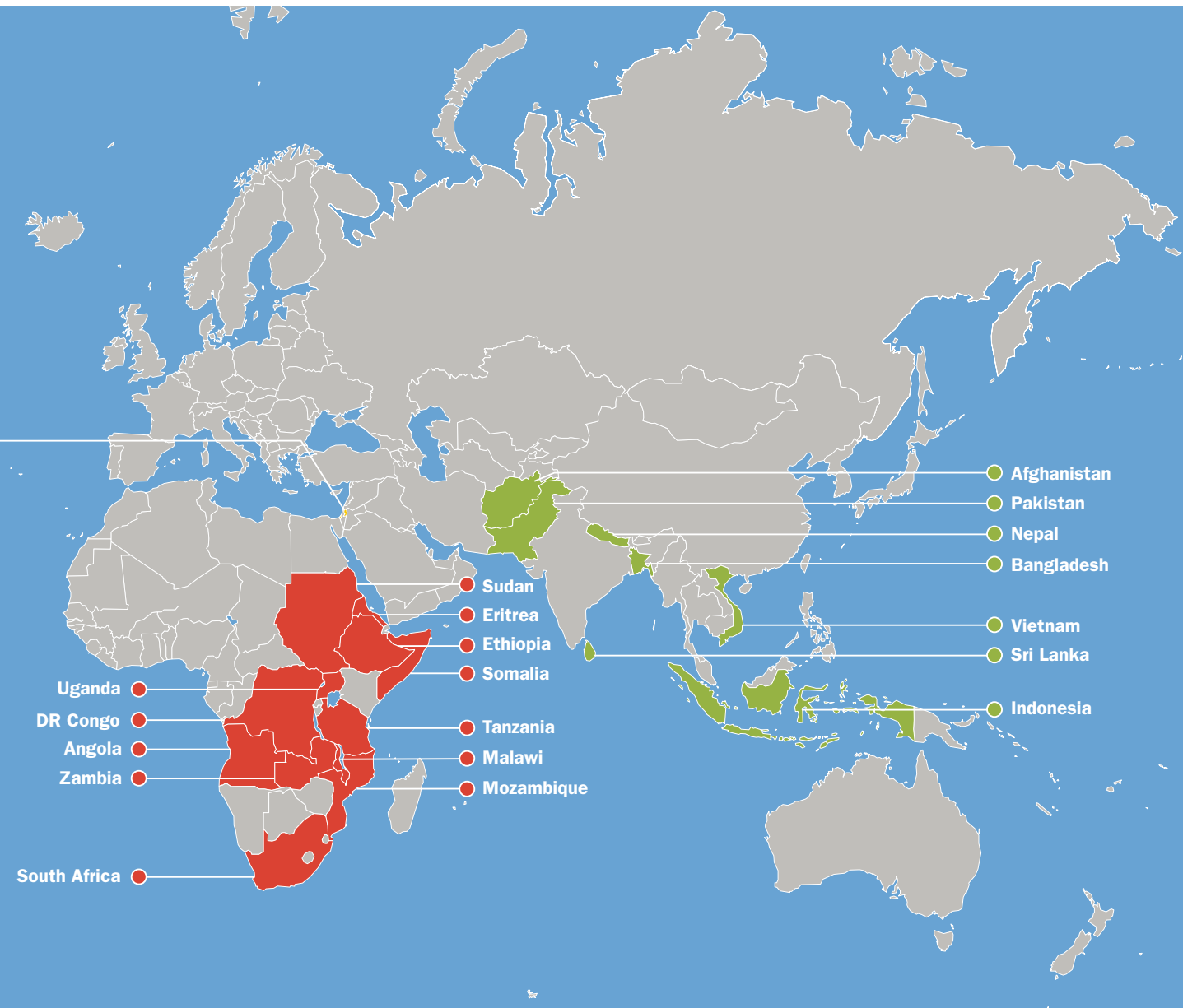
Channel of assistance	Amount in NOK 1000	Percentage
Government-to-government, etc. <sup>1)</sup>	136 429	28.6 %
Norwegian NGOs	89 304	18.7 %
Local NGOs	12 168	2.6 %
Regional NGOs	3 625	0.8 %
International NGOs	8 302	1.7 %
Nordic research institutions/foundations	6 238	1.3 %
Multi-bilateral assistance <sup>2)</sup>	220 610	46.3 %
<b>Total</b>	<b>476 675</b>	<b>100.0 %</b>

1) Including public institutions, ministries, consultants, private sector, etc.

2) Earmarked assistance channelled through multilateral organisations

# Bilateral Cooperation with 22 Countries





- Afghanistan
- Pakistan
- Nepal
- Bangladesh
- Vietnam
- Sri Lanka
- Indonesia
- Sudan
- Eritrea
- Ethiopia
- Somalia
- Tanzania
- Malawi
- Mozambique
- Uganda
- DR Congo
- Angola
- Zambia
- South Africa







Published by Norad on behalf of the  
Norwegian Ministry of Foreign Affairs

**Norad**

Norwegian Agency for Development Cooperation  
P.O. Box 8034 Dep. NO-0030 Oslo  
Ruseløkkveien 26, Oslo, Norway  
Tel +47 22 24 20 30  
Fax +47 22 24 20 31

**The Norwegian Ministry of Foreign Affairs**

P.O. Box 8114 Dep. NO-0032 Oslo  
7. juni-plassen/Victoria Terrasse, Oslo, Norway  
Tel +47 22 24 36 00  
Fax +47 22 24 95 80/81