



Norwegian Funding to Women's Rights and Gender Equality 2002–2011

Mapping Study



Norad
Norwegian Agency for
Development Cooperation

Postal address
P.O. Box 8034 Dep. NO-0030 OSLO
Visiting address
Ruseløkkveien 26, Oslo, Norway

Tel: +47 23 98 00 00
Fax: +47 23 98 00 99

Photo: Sissel Sandve
ISBN: 978-82-7548-688-0

Norwegian Funding to Women's Rights and Gender Equality 2002–2011

Berit Aasen (team leader)

Siri B. Hellevik

Henrik Wiig

NIBR, Oslo 21 February 2013

Acknowledgements

The work for this report has been conducted by a team of three researchers who have all worked on gender issues; the team has experience from gender statistics and earlier work on the gender marker. The study team at NIBR (the Norwegian Institute of Urban and Regional Research) consisted of:

Berit Aasen, sociologist, team leader

Siri B. Hellevik, political scientist, team member

Henrik Wiig, economist, team member

Division of labour in the team:

The team leader, Berit Aasen, has been responsible for the Inception Report and the Draft and Final Report. All three team members worked on the presentation of the volume, trends and characteristics of funds to women's rights and gender equality. Henrik Wiig has produced the tables. Berit Aasen and Siri B. Hellevik worked on matching funding patterns to strategic priorities, while all three team members worked on the spot checks of the use of the gender marker. Marit Haug has been responsible for quality assurance in her capacity as research director for the Department for International Research at NIBR.

Statement

This report is the product of its authors, and responsibility for the accuracy of the data included in this report rests with the authors. The findings, interpretations, and conclusions presented in this report do not necessary reflect the views of EVAL.

Table of Contents

Acknowledgements.....	2
Figures	4
Tables.....	4
Acronyms and abbreviations.....	6
Executive summary	7
1 Introduction.....	10
1.1 Outline of main report.....	10
2 Methodology, data sources and approach.....	11
2.1 Methods and approach for analysing trends in Norwegian funds for women’s rights and gender equality.....	11
2.2 Methods and approach for assessing funding of strategic priorities.....	12
2.3 Methods and approach for spot checks of the gender equality policy marker	12
3 Volume and trends in Norwegian funding for women’s rights and gender equality.....	14
3.1 Presentation of volume and trends.....	14
3.2 Conclusion.....	28
4 Gender funding and strategic gender policy priorities	29
4.1 Introduction	29
4.2 General results	30
4.3 Women’s political empowerment	32
4.4 Women’s economic empowerment.....	33
4.5 Sexual and reproductive health and rights.....	33
4.6 Violence against women.....	34
4.7 Peace-building, human rights and humanitarian assistance	34
4.8 The environment, sustainable development and climate-adapted agriculture	36
4.9 Education.....	37
4.10 Health.....	37
4.11 Energy aid.....	38
4.12 Conclusion.....	38
5 Spot checks of the use of the gender marker	40
6 Conclusions	44
References.....	46
Appendix 1 Terms of reference.....	48
Appendix 2 Tables of gender-marked aid	50

Appendix 3 Spot checks of randomly selected gender-marked and unmarked allocations 2011	76
Appendix 4 Methodology, data sources and approach	104
6.1 Methods and approach for analysing trends in Norwegian funds for women's rights and gender equality.....	104
6.2 Methods and approach for assessing funding of strategic priorities.....	106
6.3 Methods and approach for spot checks of the gender equality policy marker	106
Appendix 5 Definition of use of the gender marker of official development assistance (ODA).....	109

Figures

Figure 3.1: <i>Target areas of total gender-marked aid, total 2002-2012 (1000 NOK)</i>	21
Figure 3.2: <i>Volume of total gender-marked aid and target areas 2002-2011.</i>	22
Figure 3.3 <i>Size and share gender-marked aid to 10 major recipient countries (1000 NOK and per cent)</i>	27
Figure 4.1 <i>Gender-marked development aid by prioritised policy areas of Norway, total 2002–2012 (billion NOK)</i>	31

Tables

Table 3.1 <i>Total Gender-marked aid 2002–2011</i>	15
Table 3.2 <i>Gender-marked aid by type of executing agency (1000 NOK)</i>	15
Table 3.3 <i>Gender-marked aid by region (1000 NOK)</i>	15
Table 3.4 <i>Gender-marked aid by region as share of development aid received (per cent)</i>	17
Table 3.5 <i>Gender-marked aid by type of aid assistance (1000 NOK)</i>	18
Table 3.6 <i>Gender-marked aid by target area (1000 NOK)</i>	18
Table 3.7 <i>Gender-marked aid to health and reproductive DAC sectors 121, 122 and 130 (1000 NOK)</i>	20
Table 3.8 <i>Gender-marked aid, total 2002-2011, by target area and region (1000 NOK)</i>	22
Table 3.9 <i>Gender-marked aid by group of agreement partner (1000 NOK)</i>	23
Table 3.10 <i>Gender-marked aid by budget chapter (1000 NOK)</i>	24
Table 3.11 <i>Gender-marked aid to the 10 largest recipient countries (1000 NOK)</i>	27

Table 5.1	<i>Randomly selected gender <u>non-marked</u> projects with disbursements above 3 million MOK in 2011 ordered according to size of allocation.</i>	40
Table 5.2	<i>Randomly selected gender-marked projects with disbursements above 3 million MOK in 2011 ordered according to size of allocation.</i>	41
Table 6.1	<i>Gender-marked aid by DAC sectors (1000 NOK).</i>	51
Table 6.2	<i>Gender-marked aid as share of total development aid within each DAC sector (percent)</i>	52
Table 6.3	<i>Gender-marked aid by target area and DAC sectors (1000 NOK)</i>	53
Table 6.4	<i>Gender-marked aid to Africa by target area and DAC sectors (1000 NOK)</i>	54
Table 6.5	<i>Gender-marked aid to the Americas, by target area and DAC sectors (1000 NOK)</i>	55
Table 6.6	<i>Gender-marked aid to Asia by target area and DAC sectors (1000 NOK)</i>	56
Table 6.7	<i>Gender-marked aid to Europe by target area and DAC sector (1000 NOK)</i>	57
Table 6.8	<i>Gender-marked aid to Oceania by target area and DAC sectors (1000 NOK)</i>	57
Table 6.9	<i>Gender-marked aid to Middle East by target area and DAC sectors (1000 NOK)</i>	58
Table 6.10	<i>Gender-marked aid to local NGOs, 20 largest partner recipients (1000 NOK)</i>	59
Table 6.11	<i>Gender-marked aid to international NGOs, 20 largest agreement partners (1000 NOK)</i>	60
Table 6.12	<i>Gender-marked aid to Norwegian NGOs, 20 largest agreement partners (1000 NOK)</i>	61
Table 6.13	<i>Multilateral organisations, 20 largest agreement partners (1000 NOK)</i>	62
Table 6.14	<i>Gender-marked aid to ministries, 20 largest agreement partners</i>	63
Table 6.15	<i>Gender-marked aid to public sector in developing countries, 20 largest agreement partners (1000)</i>	64
Table 6.16	<i>Women's Economic Empowerment, as defined by OECD, according to DAC sectors (1000 NOK)</i>	65
Table 6.17	<i>Gender-marked development by target area for 7 largest recipient countries (1000 NOK)</i>	67
Table 6.18	<i>Gender-marked aid by prioritised policy area of Norway (1000 NOK)</i>	67
Table 6.19	<i>Gender-marked prioritised policy areas by Norway, by OECD DAC sectors (1000 NOK)</i>	68
Table 6.20	<i>Gender-marked prioritised policy areas by Norway, African region (1000 NOK)</i> .	72
Table 6.21	<i>Gender-marked prioritised policy areas by Norway, Americas region (1000 NOK)</i>	72
Table 6.22	<i>Gender-marked prioritised policy areas by Norway, Asia region (1000 NOK)</i>	73
Table 6.23	<i>Gender-marked prioritised policy areas by Norway, European region (1000 NOK)</i>	73
Table 6.24	<i>Gender-marked prioritised policy areas by Norway, not geographically allocated by region (1000 NOK)</i>	74
Table 6.25	<i>Gender-marked prioritised policy areas by Norway, Oceania region (1000 NOK)</i> .	74
Table 6.26	<i>Gender-marked prioritised policy areas by Norway, Middle East region (1000 NOK)</i>	75

Acronyms and abbreviations

EVAL	Evaluation Department, Norad
INGO	International non-governmental organisation
MFA	Ministry of Foreign Affairs (Norway)
NGO	non-governmental organisation
NIBR	Norwegian Institute for Urban and Regional Research
NOK	Norwegian Kroner (currency)
Norad	Norwegian Agency for Development Cooperation
OECD/DAC	OECD Development Aid Committee
REDD	Reducing emissions from deforestation and forest degradation
STD	Sexually-transmitted disease(s)
UNSCR	UN Security Council Resolution

Executive summary

Introduction

This report presents and analyses volumes, trends and characteristics of Norwegian development aid to women's rights and gender equality. It further examines to what extent this aid is in line with Norway's strategic priorities for aid to women's rights and gender equality, and whether the gender marker has been applied correctly on a small sample of project allocations.

This report is intended to serve as a background document for the scoping of an upcoming evaluation of Norwegian development aid for women's rights and gender equality.

Method

The team has used the OECD/DAC Gender Equality Policy Marker (for short 'gender marker') to identify project allocations to promote women's rights and gender equality. All tables in this report are based on Norwegian Aid Statistics, a database held by Norad, <http://www.norad.no/en/tools-and-publications/norwegian-aid-statistics>, where all aid project allocations are entered. Only bilateral and multi-bi aid project allocations are marked with the policy markers, including the gender marker. We have worked mainly with a dataset limited to those allocations that have been awarded a positive score on the gender marker. All tables are based on the period 2002 to 2011.

Findings

The volume of Norway's gender-marked aid has increased rapidly in the period 2002–2011, due to both a rapid increase in the aid budget and an increase in the percentage marked with the gender marker. The total volume of gender-marked aid 2002–2011 is 36.5 billion NOK. Annual allocations have increased from 1.7 billion NOK in 2002 to more than 5 billion NOK annually for 2009 to 2011. However, this increase peaked in 2009, and gender-marked aid has since stagnated.

For the whole period, 25.7 per cent of all aid has been gender-marked. This figure increased from 18.9 per cent in 2002 to 26.5 per cent in 2011, peaking in 2008 at 30.9 per cent. Africa is the region that has received the highest volume of gender-marked aid, followed by Asia and the Americas. During the 10-year period 2002-2011 the highest volumes have gone to the (Norad) target areas of education, followed by governance, health and economic sectors, in that order.

Throughout the whole period highest volume of gender-marked aid has been for Africa, with a total of 15.6 billion NOK over the 10-year period. The corresponding figures were 8.2 billion NOK for Asia, and for South and Central America 2.5 billion

NOK. Whereas 32 per cent of the aid to the Asian continent was gender-marked, gender-marked aid to the Americas has been falling – from 32 per cent in 2002 to 11 per cent in 2011, due mainly to climate-change funding (REDD) to Brazil and Guyana.

Bilateral aid dominates the gender-marked aid (62 per cent), but the share of multi-bi gender-marked aid is rising.

Multilateral organisations are the main type of agreement partner: 12 billion NOK (34 per cent) in gender-marked aid over the 10-year period. Local (national) NGOs have increased their share (in total 7.4 billion NOK) and are now the second-largest type of agreement partner, followed by Norwegian NGOs (5.1 billion) and ministries in developing countries (4.3 billion).

This report has identified the largest 20 organisations in each of the types of agreement partner groups. The largest local NGOs are farmers' associations with production-oriented programmes including women; the largest international NGOs are working in community development and in health; and the largest multilateral organisations are UNICEF (36 per cent of the gender-marked funds to multilateral organisations, 5 billion NOK), and UNDP (2.4 billion NOK). UNIFEM/UNWOMEN received 376 million NOK during the same period.

Gender-marked aid to the 10 largest recipient countries has declined since 2008, while global unspecified (not geographically allocated) aid has increased in the same period. The four largest recipients of gender-marked aid during the 10-year period are Afghanistan (2.5 billion NOK), Malawi (1.7 billion), Tanzania (1.3 billion) and Sudan (1.3 billion). In 2011 Malawi was the largest recipient of gender-marked aid. Global unspecified aid increased from 82 million in 2002 to 1.6 billion in 2011, total volume of gender-marked aid in this category is 8.4 billion NOK.

Gender-marked funding corresponds largely to the strategic gender-policy priorities set for Norway's development aid. The volumes for gender-marked funding to political and economic empowerment have been high, and also to education. Gender-marked aid to health has been high, but is the only priority area to see a decline in gender-marked aid in recent years. Gender-marked funding for reproductive health has increased, but gender-marked aid to new priorities like the environment, energy and climate change adaptation remains low.

This report finds that gender marked aid to social sectors and women's rights and political empowerment scores high. Norwegian support to health-sector programmes in general is declining, and there is a corresponding decline in gender-marked aid to the target area of health. Allocations to reproductive health are generally smaller in volume than previous health sector programmes, and cannot substitute for the volumes lost when support to sector-wide health programmes declines.

We have found the use of the gender-marker to be largely correct. Of the 60 allocations selected for our spot check of gender-marker use, five had to be omitted due to lack of documentation. Of the 29 non-marked allocations, we have assessed three as incorrectly marked; they should have been marked with the gender marker. These are a shelter project, support to religious leaders, and an anti-trafficking project, all of which seem to address gender justice or access for women to assets.

We also note that environmental projects and natural resource management projects tend not to be gender-marked because the project documents refer to ‘residents’, ‘the community’, ‘the poor’ etc., and not specifically to ‘men’ and ‘women’.

In our assessment, of the 26 marked projects, we assess that three projects are not correctly marked, two should not have been positively marked, while one originally marked with the score significant objective should have been marked with the score principal objective. Several of the projects although focussing on women and gender issues are vague in their formulations of women’s empowerment or gender equality in their objectives. It seems that the embassies have engaged actively in several of these cases in order to ensure gender mainstreaming and improvements of gender focus in project objectives.

Conclusions

The volume of Norway’s gender-marked aid increased until 2009 when it stagnated, and the relative share of aid that is gender-marked declined after 2009. In most sectors there has been a continuous increase in allocations of gender-marked aid, mostly rapidly in governance and political empowerment. The exception is health, which has seen a decrease in gender-marked aid since 2010, although for reproductive health there has been an increase in gender-marked aid.

By and large the allocations follow the prioritised gender policy areas; this may also be due to the fact that these priorities have remained basically constant throughout the 10-year period. Quality control of the gender marker through our spot checks shows that for most of the projects examined the marker has been correctly applied.

1 Introduction

This study is intended to serve as a background paper for the upcoming evaluation of Norwegian aid to women's rights and gender equality. The overview and analysis of volume, trends and character of this aid are to assist Norad's Evaluation Department (EVAL) in the scoping mission for the evaluation, and possibly also an evaluation of Norwegian aid to support UN Security Council Resolution (UNSCR) 1325, on women's participation and protection in conflict and peace processes.

The Terms of Reference (ToR) specify three tasks for the present study:

- Mapping the volumes, trends and character of Norwegian funding for women's rights and gender equality. By definition, this funding include all allocations marked by the gender equality policy marker (the 'gender marker').
- Patterns for funding of strategic priorities. The main policy document, the *Gender Action Plan for Women's Rights and Gender Equality in Development Cooperation* (MFA 2007), sets out four strategic priority areas and five mainstreaming areas. In addition, strategic priorities in several other policy documents are to be included in the analysis, among them the Norwegian Action Plan for SCR 1325, Norway's Humanitarian Policy and other documents.
- Spot checks of the use of the gender marker on projects marked and non-marked with the gender marker.

The mapping of volumes, trends and character has produced a number of tables covering the years 2002 to 2011. Most of these tables are gathered in Appendix 2 of this report.

1.1 Outline of main report

The report starts with an introduction with presentation of the scope and delimitations of the study. Chapter two presents the methods and data used, and approach employed for describing and analysing the volume, trends and characteristics of Norwegian funding for women and gender equality, matching these with strategic priorities, and explaining how the spot checks were conducted. Chapter three presents the main trends identified. Chapter four discusses how funding patterns match strategic priorities; and chapter five presents the findings of our spot checks. Further details of these spot checks are presented in Appendix 2.

2 Methodology, data sources and approach

2.1 Methods and approach for analysing trends in Norwegian funds for women's rights and gender equality

The dataset used here for analysing the volume and trends in Norwegian funds for women's rights and gender equality is Norwegian Aid Statistics, a database held by Norad, <http://www.norad.no/en/tools-and-publications/norwegian-aid-statistics>, where all aid project allocations are entered. Only annual bilateral and multi-bi project allocations are marked by policy markers. With multilateral aid, such as core support to UN agencies and multilateral finance institutions, the OECD policy markers are not employed. The Gender Equality and Women Empowerment Policy Marker (the 'gender maker') is one of the current 12 policy markers. All tables in this report are based on the time period 2002 to 2011.

Most of the tables use the time-span of the study period 2002–2011. The data are presented mainly in tables, supplemented by a few graphs for visual presentation.

The projects included in the dataset we use have scored as follows on the gender marker: 1 (one) for significant (gender equality significant objective), 2 (two) for main objective (gender equality main objective of the project), and 0 (zero) for no objective. Project documents are required to state explicitly in their objectives that project activities will address women's livelihood and rights and gender equality¹.

We accessed the database in October 2012, before the data in Norwegian Aid Statistics were revised in February 2013².

The database we use also includes all aid through non-governmental organisations (NGOs), where Norwegian NGOs code each of their project allocations, including the gender marker. Also Norfund, the Norwegian Investment Fund for Developing Countries, the agency funded by Norwegian development aid to support private sector development, must use policy markers.

As to the overall sizes of the project allocations marked by the gender marker, most projects in the database have small annual allocations. Larger project allocations, like support to sector-wide programmes or major allocations to the trust funds of

¹ For more information see Appendix 4, for instructions from the *Norad Statistical Handbook* (Norad 2011) on how to use the gender marker.

² When funding for REDD to Brazil 2010-2011 held in Brazilian banks was removed from the database.

multilateral organisations, may change the trend in gender-marked aid, whereas changes in the many small allocations will not influence the overall trend to the same extent.

In analysing the trends, we first present a simple distribution of the gender-marked aid to sectors, executive agency, regions, main countries, types of assistance, budget chapters and other categories. We also have compiled tables with geographical regions as the main dimension, and examine sectors and types of assistance within regions. For more detailed analysis we have also selected individual sectors, examining trends within the sector and sub-sectors.³ This last approach is necessary to capture more of the details necessary for assessing whether the funding reflects the strategic priorities. In Chapter 3, on volume and trends in gender-marked aid, we also refer to Target Areas. These are categories established by Norad that group together several DAC codes.⁴

2.2 Methods and approach for assessing funding of strategic priorities

How and to what degree do the financial allocations reflect the strategic goals as articulated in the policy documents? In order to answer this question, we identify and briefly describe the strategic priorities in the main policy documents⁵ related to women and gender equality⁶.

We have re-organised the DAC statistical codes into more fine-tuned policy priority areas, to achieve a better match between priority areas and the statistics. These are presented in chapter 4, on how gender-marked aid fits Norway's strategic priorities in gender policy. This reorganisation of DAC statistical codes has been done mainly in the area of Political Empowerment/Good governance, Health, and in Economic sectors. (For details, see Appendix 4 on methods.)

We then take the statistical results generated and match them against the strategic priorities as outlined in the policy documents.

2.3 Methods and approach for spot checks of the gender equality policy marker

The Terms of Reference also concern how correctly the gender marker is used. If the gender marker is not used correctly and consistently, and the errors are systematic, the statistics will be skewed.

We have undertaken spot checks of 30 randomly selected gender-marked and 30 non-gender-marked project allocations for the year 2011, to see whether these are correctly marked according to information given in the appropriation documents and project documents. Only project allocations above 3 million NOK in 2011 were

³ For DAC codes and sub-codes see OECD/DAC 2007.

⁴ See Table 6.3, which identifies the OECD/DAC main sector codes for each target area.

⁵ For these documents, see Chapter 4.1

⁶ See Appendix 2 for more in depth presentation of method used.

included in universe to be selected form. Selection of project allocations was done on the basis of the 2011 project allocations and statistics, although some projects may have been established earlier.

Next, we attempted to identify the project document and the appropriation document for each project. These were dated during the years 2005 to 2011. The archives in Norad and Ministry of Foreign Affairs no longer provide services for tracking down these documents, and we thank Kjersti Løken of the Evaluation Department, Norad, and Reidun Dybwad and Gender Ambassador Fredrik Arthur, the Ministry of Foreign Affairs, for assisting us in accessing documents.

Scope and limitations of this study

This study is based solely on Norwegian Aid Statistics limited to bilateral and multi-bi aid allocations, and mainly to those allocations that have been indicated with the gender-marker. It is a report that tells in what statistical categories gender-marked aid are allocated, and what the volume and trends have been for the period 2002 to 2011. The statistics tell in what sectors and regions allocations are made. However, the categories in the statistical system are not fine-meshed: there is no way for us to find what the allocations are for fighting violence against women, or for sexual and reproductive rights. This would have required going into each individual project, to identify the purpose and objectives.

Caution should be exercised in interpreting annual changes in the volume of allocations: what matters are trends over time. Allocations in one year may be influenced by arbitrary factors, such as remaining budget that needs to be used, or large funds to multi-donor trust funds that are allocated in one year but are spent over several years.

3 Volume and trends in Norwegian funding for women's rights and gender equality

3.1 Presentation of volume and trends

Total funding for women's rights and gender equality during the period of the study, the 10-year period 2002–2011, was 36.5 billion NOK. During the last three years the total annual volume of gender-marked aid was above 5 billion NOK. The overall volume of the funding to women's rights and gender equality (WRGE) increased substantially until 2009, but has since remained stable. The same years, 2009–2011, saw substantial increases in the overall Norwegian aid budget. This brought a decline in the percentage of the budget marked by the gender marker, most probably caused at least partly large new bilateral global programmes such as REDD+ and Energy+. There was also a decline in gender-marked aid to health, as we shall see.

We have aggregated project allocations marked with the gender marker as main and significant objective into the category 'gender-marked aid' as the purpose of this study is to describe aid to women and gender equality. Aid to women and gender equality more than tripled from 2002 to 2009, which was the peak year. The aid marked as main project objective (score 2) increased steadily through the decennium, and made a jump in 2007, which was the first year of the new allocation of the Women's Grant budget line (*Kvinnebevilgningen*). The development over the past decade has been positive. The highest relative level was reached in 2008 with 21.1 per cent of the aid gender-marked, and 5.3 billion NOK in absolute values one year later; thereafter it has remained constant.

The share of gender-marked development aid is rather low 25.7 per cent for the whole 10-year period, starting as low as 18.9 per cent, and with a score of 26.5 per cent in 2011. This is a low score compared with the other Nordic countries and other like-minded countries (see OECD/DAC 2011a, b, 2012, for comparative figures). Norway's score on the gender marker is among the lowest in the OECD/DAC overview (OECD/DAC 2012), and far below the share in neighbouring countries like Sweden and Denmark, and like-minded countries such as UK and the Netherlands. This project does not attempt to find explanations for this, but we may note that the composition of development aid differs considerably among countries. When a large share of aid goes to the health and education and good governance sectors, the score on the gender policy marker will be high, while sectors such as infrastructure, energy and resource management will usually score low on the gender

Table 3.1 *Total Gender-marked aid 2002–2011*

	Year										Total		% growth since	
	2002	2003	2004	2005	2006	2007	2008	2009	2010	2011		%	2002	2008
Main objective	441 984	498 279	645 694	937 718	1 047 410	1 395 766	1 356 192	1 629 940	1 543 974	1 581 183	11 078 140	5.4	258	17
Significant objective	1 248 802	1 298 335	1 766 006	1 875 061	2 146 666	2 869 351	3 471 399	3 626 876	3 568 250	3 596 464	25 467 211	12.4	188	4
None	7 240 384	8 073 060	7 445 029	9 726 041	9 530 797	10 871 718	10 783 212	12 711 065	14 730 047	14 340 915	105 452 268	51.4	98	33
Marked	1 690 786	1 796 614	2 411 700	2 812 778	3 194 076	4 265 118	4 827 591	5 256 816	5 112 225	5 177 647	36 545 351	25.7	206	7
Unmarked	7 240 384	8 073 060	7 445 029	9 726 041	9 530 797	10 871 718	10 783 212	12 711 065	14 730 047	14 340 915	105 452 268	74.3	98	33
Marked %	18.9	18.2	24.5	22.4	25.1	28.2	30.9	29.3	25.8	26.5	25.7			
Unmarked %	81.1	81.8	75.5	77.6	74.9	71.8	69.1	70.7	74.2	73.5	74.3			
Total bilateral/multilateral development aid	8 931 170	9 869 673	9 856 729	12 538 820	12 724 873	15 136 836	15 610 803	17 967 882	19 842 272	19 518 561	141 997 619	100.0	119	25
Total development aid	13 544 316	14 468 882	14 814 938	17 994 996	18 826 914	21 808 456	22 862 066	25 623 595	27 681 233	27 662 952	205 288 347	100.0	104	21

Table 3.2 *Gender-marked aid by type of executing agency (1000 NOK)*

	Year (1000 NOK)										Total		% growth since	
	2002	2003	2004	2005	2006	2007	2008	2009	2010	2011	1000 NOK	%	2002	2008
Peace Corps (Fredskorpset))	575	3 301	17 327	27 413	20 263	7 298	10 999	18 678	17 005	19 200	142 060	0.4	3240	75
Norad	1 099 243	865 221	733 208	707 931	687 265	699 519	918 878	1 061 133	1 194 822	1 399 301	9 366 522	25.6	27	52
Norfund								63	250	145	457	0.0		
Auditor General (Riksrevisjonen)						1 996	6 537	9 963	10 087	9 196	37 779	0.1		41
MFA - Embassies	377 165	634 010	939 985	1 280 082	1 571 175	1 952 224	2 029 789	1 954 757	1 888 818	1 832 981	14 460 986	39.6	386	-10
MFA - Oslo	26 290	23 000	721 179	797 351	915 373	1 604 081	1 861 388	2 212 222	2 001 242	1 916 824	12 078 950	33.1	7191	3
MFA - Unspecified	187 514	271 082									458 596	1.3		
Total	1 690 786	1 796 614	2 411 700	2 812 778	3 194 076	4 265 118	4 827 591	5 256 816	5 112 225	5 177 647	36 545 351	100.0	206	7

Table 3.3 *Gender-marked aid by region (1000 NOK)*

	Year										Total		% growth since	
	2002	2003	2004	2005	2006	2007	2008	2009	2010	2011		%	2002	2008
Africa	1 047 779	964 160	1 173 817	1 297 887	1 477 926	1 866 101	2 049 929	1 993 018	1 726 154	2 006 119	15 602 890	42.7	91	-2
America	158 052	178 467	193 504	228 806	220 299	284 838	267 639	263 473	448 217	258 634	2 501 930	6.8	64	-3
Asia	341 259	327 924	561 634	554 653	753 032	1 052 745	1 131 349	1 155 054	1 283 643	992 733	8 154 026	22.3	191	-12
Europe	18 701	17 613	11 659	15 347	31 419	53 126	162 189	123 933	148 256	140 673	722 916	2.0	652	-13
Oceania	1 594	1 604	2 274	3 003	3 406	3 618	5 997	6 945	6 962	7 569	42 971	0.1	375	26
The Middle East	40 937	42 958	47 782	92 571	75 527	152 648	136 754	132 248	227 431	218 609	1 167 464	3.2	434	60
Not geographically allocated	82 465	263 888	421 030	620 510	632 469	852 040	1 073 733	1 582 145	1 271 562	1 553 310	8 353 153	22.9	1784	45
Total	1 690 786	1 796 614	2 411 700	2 812 778	3 194 076	4 265 118	4 827 591	5 256 816	5 112 225	5 177 647	36 545 351	100.0	206	7

marker. Differences may also be due to donor countries using different methods of gender marking.

Embassies are the major executing agency, with 39.6 per cent of the gender-marked aid over the 10-year period (see Table 3.2), closely followed by the MFA at 33.1 per cent. Both bypassed Norad in 2004/2005, which had historically been the main executing agency. Responsibility for Norwegian bilateral state-to-state aid was shifted from Norad to the MFA in 2004 and partly delegated to the embassies, while global funding for civil society (NGOs), industrial development, and research and higher education remained with Norad. We see this reflected in the gender-marked aid, where the embassies have a steady increase in gender-marked aid until 2008, with a decline in the following years. This decline is mainly caused, as we shall document later, by the greater use of global programmes and allocations that are not geographically concentrated.

Embassies typically enter into agreements and make allocations to state-to-state programmes, including joint donor funded sector programmes, as well as funds to national and local civil society and UN agencies operating in the countries. Since 2009 the Ministry has become the largest executing agency for gender-marked aid. With the increasing use of global programmes, the MFA regained its role as an executing agency; we see that the gender-marked aid allocated by the MFA peaked in 2009, with a decline the next two years. As will be documented, this decline is due to one large multi-bi trust fund in global health with the World Bank. If we disregard this one project, we find a steady increase in the gender-marked aid allocated by the Ministry.

After bilateral aid was moved from Norad to the Ministry of Foreign Affairs in 2004, MFA/Embassies became the main executing agencies. With the growth in global allocations and non-geographically allocated funding, more funds are managed by the MFA, which managed the largest allocations of gender-marked funds in 2011.

Africa is the region that receives the highest volume of gender-marked aid, with a doubling of the volume from 2002 to 2008. There was a reduction in the volume in the years 2009 and 2010, with the 2011 level almost reaching the volume of the peak year of 2008. Africa is also the region with the highest score on gender-marked aid, close to 43 per cent during the 10-year period. Asia saw a peak in gender-marked allocations in 2010, with a drop in 2011. Support to education in Asia has been significantly reduced in recent years, while support to health has been somewhat increased. The target area that has seen the largest increase is economic development and trade, and in this sector the gender marking of aid has been significantly reduced. During the 10-year period more than 22 per cent of aid to Asia was gender-marked.

Gender-marked aid to both Central and South America has remained stable, around 200–250 million NOK per year on average, and the volume of gender-marked aid saw an increase from 2002 to 2004. In 2010 there was a doubling of gender-marked aid to above 400 million NOK. This increase was caused by gender marking of emergency aid to Haiti – support to the Haiti Reconstruction Fund, through the World Bank. Only less than 7 per cent of aid to the Americas has been gender-marked throughout the 10-year period. During the last five years the Americas have received more than 5 billion NOK to the REDD+ initiative, and these funds have not been gender-marked. The Middle East region has seen a steady increase in gender-marked aid from 2002 to 2010; there was a small decline in 2011 but the overall volumes remain low, just above 200 million NOK. A large part of this is aid to the

Palestine Territories. The Palestine Territories have received 64 per cent of all Norwegian aid, and 68 per cent of its gender-marked aid to the Middle East.

Gender-marked allocations that were not geographically allocated increased most rapidly; this trend accelerated further between 2002 and 2009. All regions increased their allocations to gender-marked aid during the 10-year period examined here, but it should be noted that Africa and the Americas have been levelling off since 2003 (small decline), whereas gender-marked aid allocations to Asia and Europe show a decline of approximately 12 per cent since 2008.

The gender-marked funds that are not geographically allocated increased rapidly during the first years studied, peaking in 2009. After declining in 2010, they almost regained their 2009 peak level in 2011. 30 per cent of gender-marked aid was not geographically allocated in 2011, against 22 per cent in 2005. Close to 39 per cent of all gender-marked aid in 2011 went to Africa, slightly below the average for the years 2002–2011.

Bilateral aid remains the main type of aid assistance for gender-marked aid, with close to 62 per cent of the total in the 10-year period 2002 to 2011. Multi-bi aid has increased its share from roughly one third to close to 40 per cent, and total gender-marked multi-bi aid has remained at almost 14 billion NOK throughout the period. However the level of gender-marked multi-bi aid has stagnated since 2008, while bilateral gender-marked aid has continued to increase. This partly reflects the fact that many of the global programmes are no longer channelled through multi-bi aid to the UN and the World Bank, but through bilateral organised programmes or bilateral contributions to global programmes. The decline in total volume of gender-marked aid in the past few years appears related to the decline in the volume of gender-marked multi-bi aid.

Good governance is now the largest target area⁷ with the largest volume of gender-marked aid both in 2011 and in the 10-year period, receiving close to 9.5 billion NOK between 2002 and 2011. Good governance has been the largest thematic sector since 2007, which was also the first year of the Women's Grant budget line (*Kvinnebevilgingen*).

Education is the second largest target area, receiving more than 9 billion NOK in the period. Its allocations increased rapidly between 2002 and 2006, and the level of funding has remained stable since. Education was the largest target area for gender-marked aid from 2003 to 2007, and it was still the second-largest target area in 2011.

The health budget is the third-largest target area throughout the period examined here, and the third-largest in 2011, with more than 7.6 billion NOK during the period. This target area has declined in the past two years, perhaps because there were a few exceptionally large projects funded in 2008 and 2009; and the volumes of gender-marked aid in 2010 and 2011 reflect the overall trend, which is a slow increase in funding. The trends of the volume of gender-marked aid to the health sector must be understood in the light of the overall decline in aid to the health sector. Norway no longer supports multi-donor health sector programmes, which were a major recipient of health target area aid around the year 2000. The increases in aid to reproductive health, as we shall see later, and in neo-natal and maternal health (MDG 4 and 5), do not give sufficient volume to counteract the loss of funding to health sector programmes.

⁷ Target areas group different DAC sectors together. The volumes of gender-marked aid to all target areas and its DAC sectors are given in Table 7.3.

Table 3.4 *Gender-marked aid by region as share of development aid received (per cent)*

	Year (%)											Total	7	
	2002	2003	2004	2005	2006	2007	2008	2009	2010	2011	2002		2008	
Africa	29.0	23.5	27.8	28.1	29.7	34.9	35.0	35.1	30.1	33.1	31.1	14	-5	
America	31.9	32.8	33.2	33.6	31.6	17.6	31.7	30.4	17.1	10.7	22.0	-66	-66	
Asia	19.5	18.6	30.1	16.5	32.7	36.4	38.7	42.8	39.7	35.5	31.9	82	-8	
Europe	1.6	1.7	1.4	1.9	3.9	8.0	25.3	19.1	21.7	20.9	9.1	1193	-17	
Oceania	90.6	86.9	86.3	97.6	86.7	100.0	63.2	62.9	64.1	51.0	68.1	-44	-19	
The Middle East	6.2	4.6	7.5	12.3	7.9	16.7	15.1	15.6	25.4	24.0	13.9	290	59	
Not geo. all.	1.4	4.3	6.3	8.0	7.0	8.2	9.2	10.6	8.8	10.5	8.2	646	14	
Total	12.5	12.4	16.3	15.6	17.0	19.6	21.1	20.5	18.5	18.7	17.8	50	-11	

Table 3.5 *Gender-marked aid by type of aid assistance (1000 NOK)*

	Year											Total	%	% growth since	
	2002	2003	2004	2005	2006	2007	2008	2009	2010	2011	2002			2008	
Bilateral aid	1 122 326	1 284 171	1 590 220	1 795 302	2 038 727	2 595 562	2 807 596	3 060 895	3 063 267	3 253 119	22 611 186	61.9	190	16	
Multi-bi aid	568 460	512 443	821 480	1 017 476	1 155 350	1 669 556	2 019 995	2 195 922	2 048 957	1 924 527	13 934 165	38.1	239	-5	
Total	1 690 786	1 796 614	2 411 700	2 812 778	3 194 076	4 265 118	4 827 591	5 256 816	5 112 225	5 177 647	36 545 351	100.0	206	7	

Table 3.6 *Gender-marked aid by target area (1000 NOK)*

	Year											Total	%	% growth since	
	2002	2003	2004	2005	2006	2007	2008	2009	2010	2011	2002			2008	
Economic development and trade	295 364	325 568	480 894	504 693	584 286	757 392	873 081	749 389	734 468	763 130	6 068 267	16.6	158	-13	
Education	398 237	535 519	712 397	929 622	1 050 726	1 094 429	1 051 510	1 062 995	1 062 635	1 116 359	9 014 431	24.7	180	6	
Emergency assistance	48 993	82 440	106 607	137 285	134 246	441 686	455 950	471 960	712 067	508 351	3 099 587	8.5	938	11	
Environment and energy	43 773	34 935	35 552	18 815	57 916	148 991	178 982	176 652	335 459	201 412	1 232 487	3.4	360	13	
Good governance	409 143	406 468	464 858	550 597	657 140	1 063 628	1 258 135	1 566 080	1 430 576	1 662 017	9 468 641	25.9	306	32	
Health and social services	495 221	411 632	611 346	671 516	706 803	755 572	1 002 809	1 225 564	827 466	912 313	7 620 242	20.9	84	-9	
In donor costs and unspecified	54	51	46	250	2 958	3 420	7 124	4 175	9 553	14 065	41 697	0.1	25843	97	
Total	1 690 786	1 796 614	2 411 700	2 812 778	3 194 076	4 265 118	4 827 591	5 256 816	5 112 225	5 177 647	36 545 351	100.0	206	7	

The target area ‘economic development and trade’ is the fourth-biggest, with more than 6 billion NOK during the period. Volume here have remained stable since 2007. Gender-marked emergency aid (standing at 3.1 billion NOK for the period), increased rapidly until 2007 but has since stagnated. The target area ‘environment and energy’ still has relative small budgets that are gender-marked; for the time period studied it gender-marked 1.2 billion NOK. This peaked in 2010, followed by a fall in volume in 2011. The reason for the 2010 peak was an allocation of 180 million in gender-marked aid to support Indonesia’s REDD+ Task Force through UNDP. This is one example of how one individual large project in a target area or a country where few allocations are gender-marked may change the profile. Gender-marked aid to environment and energy almost doubled in 2010, subsequently falling to its usual low level of ca. 130 million NOK in 2011, due to this one-off allocation to Indonesia’s REDD+ Task Force.

Gender-marked budgets for all target areas increased until 2008/2009, when they levelled out, or even declined (health).

We have also examined the patterns of gender-marked funds within each of the target areas. As an example we have done so for the target area Health, and include both DAC codes and sub-codes. We omit the DAC codes 140 - Water and Sanitation, and 160 - Other Social Infrastructure and Services, so that we look only at health sector funding proper, including population programmes.

The strongest reduction in gender marked aid in *target area Health* is in *DAC code 122-Basic Health*. If we look at the figures we observe that this is mainly due to a large drop in funding from 2009 to 2010 in *DAC sub-code 122-10 Basic Health Care*. Such large changes from year to year might be caused by large programmes ending, or by programmes being moved to other categories. Looking at all projects in this sub-code, we observe that most of them are small, from 1 to 5 million NOK per year. One project stands out in Basic Health, that is GLO-3856 Multi-donor TF Health Results Innovation Grant, to the World Bank, 2007-2012. This project has no disbursement in 2010 and 2011, while it disbursed 220 and 228 million NOK in 2008 and 2009. This project alone explains most of the decline in funds for health.

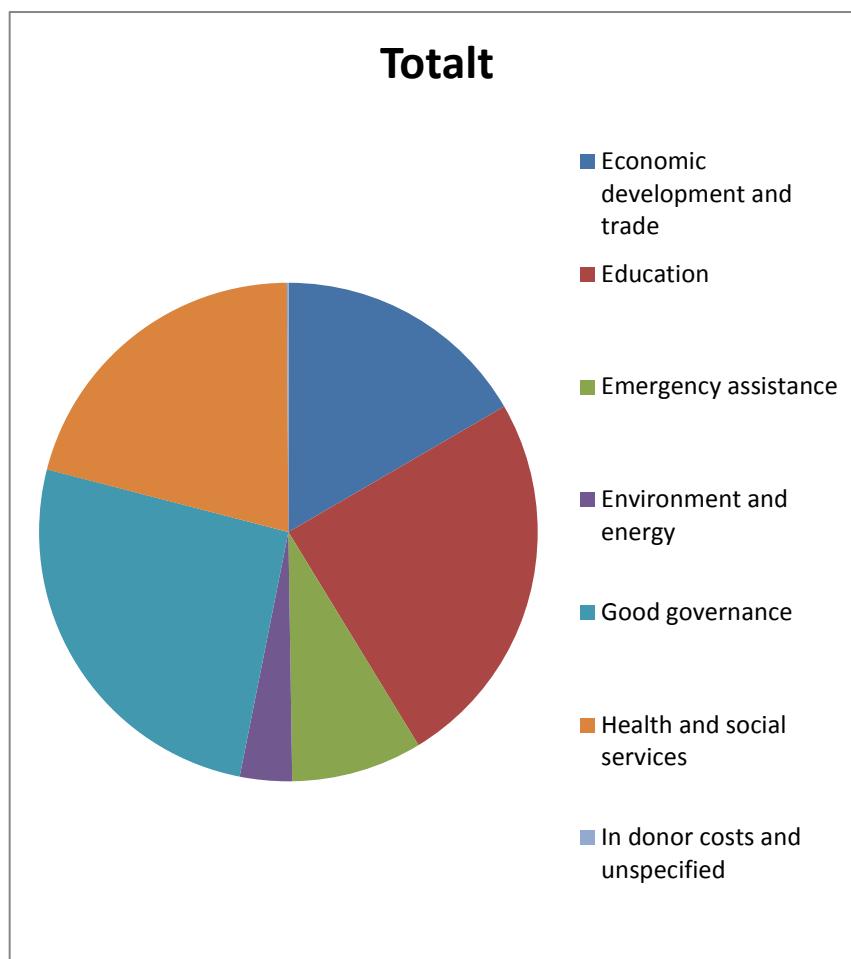
In *DAC sector 130-Population programmes and reproductive health* support to HIV/AIDS has been reduced since 2009, while funds to reproductive health care increased in 2009 and since. SDI, including HIV/AIDS (130-40) is the largest recipient of gender-marked funds to health. The peak we observe in the funding in 2009 is due to high level of both HIV/AIDS and to reproductive health programmes. While aid to reproductive health has increased, it has done less so than the decline in funding for HIV/AIDS.

The composition of gender-marked aid differs considerably between the target areas in the different regions. The distribution in Africa is more even, with good governance and health above 20 per cent, and economic development and education above 10 per cent. Good governance is the major target area in the other regions, nearly 50 per cent in the Americas, 70 per cent in Europe, and down to about 30 per cent in Asia and the Middle East. Most gender-marked aid not allocated geographically is given to the Education target area.

Table 3.7 *Gender-marked aid to health and reproductive DAC sectors 121, 122 and 130 (1000 NOK)*

	Year										Total	%	% growth since	
	2002	2003	2004	2005	2006	2007	2008	2009	2010	2011			2002	2008
121 - Health, general	52 841	107 051	162 342	182 444	172 599	241 848	206 639	174 015	161 597	237 266	1 698 642	100.0	349	15
Africa	36 708	87 132	140 178	162 404	159 663	174 771	140 040	139 184	126 098	63 467	1 229 643	72.4	73	-55
America	9 566	9 393	8 746	10 612	9 489	673	461	483	402	356	50 181	3.0	-96	-23
Asia	5 729	9 845	11 738	8 472	2 767	64 027	41 261	8 196	6 779	31 299	190 113	11.2	446	-24
Europe						1 648	1 000				2 648	0.2		
The Middle East		680	680	680	680	729	702	594		11 500	16 247	1.0		1538
Not geographically allocated	839		1 000	276			23 175	25 558	28 318	130 645	209 811	12.4	15473	464
122 - Basic health	82 630	39 436	63 062	101 427	83 187	111 255	324 983	344 379	134 942	169 222	1 454 522	100.0	105	-48
Africa	69 905	27 917	50 542	73 206	37 528	74 350	56 495	51 740	73 421	142 799	657 903	45.2	104	153
America	1 238	110		972	2 472	2 426	2 400	3 746	2 849	720	16 933	1.2	-42	-70
Asia	8 966	8 845	8 881	9 594	17 641	13 126	30 226	37 006	6 204	8 163	148 651	10.2	-9	-73
Europe					6 075		2 200	550	55		8 880	0.6		
The Middle East	2 522	2 564	1 912	15 855	17 572	2 836		7 946	18 338	13 849	83 394	5.7	449	
Not geographically allocated			1 727	1 800	1 900	18 517	233 663	243 391	34 074	3 690	538 762	37.0		-98
130 - Population policies/programmes and reproductive health	89 786	109 527	146 720	162 241	246 730	226 962	293 923	396 921	324 399	317 605	2 314 813	100.0	254	8
Africa	72 045	92 230	91 966	109 201	183 201	171 871	246 671	248 390	219 060	186 301	1 620 936	70.0	159	-24
America	7 424	6 544	4 917	4 279	7 574	5 988	10 027	10 329	5 736	6 219	69 036	3.0	-16	-38
Asia	6 315	6 117	5 756	3 911	8 583	5 962	19 621	55 404	37 563	40 476	189 709	8.2	541	106
Europe			1 000		1 000						2 000	0.1		
The Middle East						10 000	3 947	4 450	4 040	3 700	26 137	1.1		-6
Not geographically allocated	4 001	4 637	43 080	44 850	46 372	33 140	13 658	78 349	58 000	80 909	406 996	17.6	1922	492
Totalt	225 258	256 013	372 124	446 111	502 516	580 065	825 545	915 315	620 938	724 093	5 467 978		221	-12

Figure 3.1: *Target areas of total gender-marked aid, total 2002-2012 (1000 NOK)*

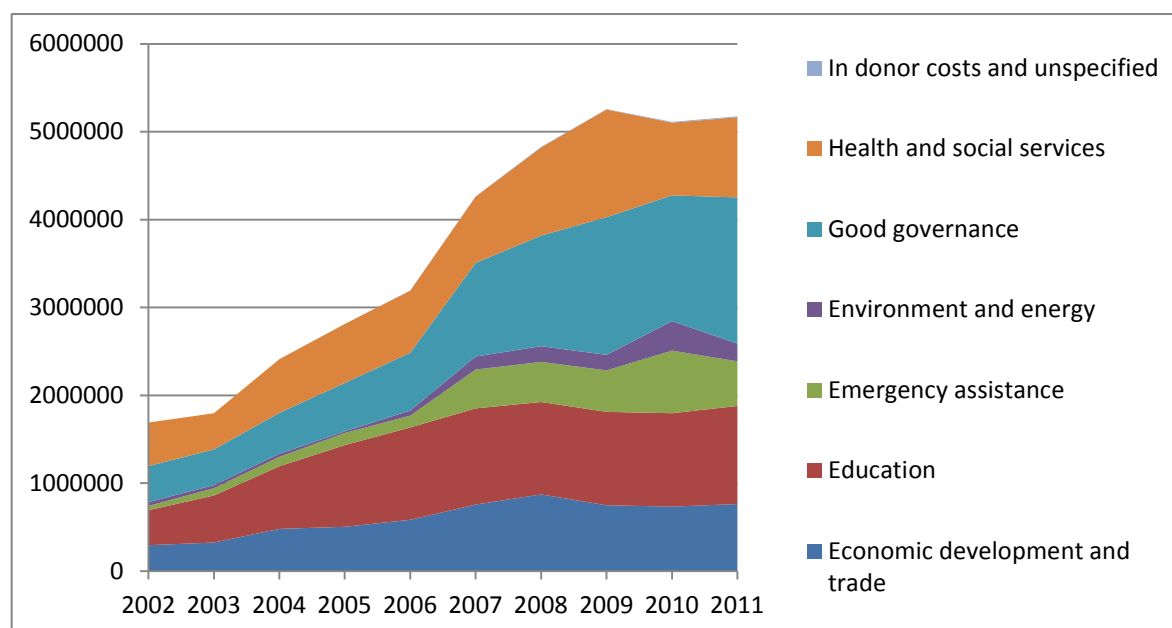


The target areas and their DAC codes, total and for each region, are listed in Table 4.5 - Table 4.11 in Appendix 2. Allocations marked with DAC codes on Agriculture play an especially important role in the target area 'Economic Development and Trade' in Africa, with nearly half of the amount (48 per cent) of total gender-marked aid in this target area. Malawi, Mali, Zambia and Ethiopia are the main recipient countries of gender-marked aid to agriculture. The overall volume of gender-marked aid to agriculture of 241 million NOK in 2011 is considerable, and the increase has been more rapid than the average increase in this target area. Emergency assistance is mostly DAC-code 720 Emergency response, while DAC-code 130 Population policy dominates Health and social services for Africa.

Asia is the other main recipient region. The target area with the largest volume of gender-marked aid during the 10-year period is 'Economic Development and Trade', but most of these funds are developmental food aid/food security assistance,⁸ in connection with the massive disasters and emergencies in the region. DAC Code 240 'Banking and financial services (including micro credit)' received only 120 million NOK during the 10-year period. Gender-marked aid in this area is declining, while aid to agriculture is increasing, but the overall volumes are low. Good governance is the other large sector, with a rapid increase

⁸ Developmental food aid and food security assistance are names of the DAC sub-sector codes in agriculture.

Figure 3.2: *Volume of total gender-marked aid and target areas 2002-2011.*



during the 10-year period, and has become the largest target area for gender-marked aid to Asia since 2009; allocations to DAC code 151 ‘Government and civil society’ dominate. Gender-marked aid to education in Asia has seen a rapid decrease in the past two years. Gender-marked aid to health in Asia has increased, overtaking aid to education in 2011.

Agreement partners vary over time, but multilateral organisations have received the largest volume of allocations, with total allocations of almost 12.4 billion NOK during the period, or a third of the funding. Local NGOs as partners have increased their share, with a total of almost 7.4 billion NOK over the 10-year period. If we combine the government and public sector as partners, we see they have received more than 6.4 billion NOK, or 17.6 per cent of the gender-marked funds. Gender-marked funds with Norwegian NGOs as partners increased rapidly from 2002–2009, with funding for the 20 largest NGO partners increasing from 116 million NOK in 2002 to 911.4 million NOK in 2009 which was peak year, but has decreased since then. The reduction from 2009 to 2011 in gender-marked allocations was 200 million NOK to the Norwegian NGOs. There may be several reasons for this, for example, the MFA began to include climate change adaptation and other policy areas, rather than gender equality. The rapid increase between 2005 and 2008 can be seen as a response to a strong push from the Ministry and Norad to increase the focus on women’s rights and gender equality, following the debate after the Evaluation of MFA Gender Strategy in 2005, and the new Gender Action Plan in 2007.

Major agreement partners within each sectors are reported in table 6.10 – 6.15 in Appendix 2.

Table 3.8 *Gender-marked aid, total 2002-2011, by target area and region (1000 NOK)*

	Africa		America		Asia		Europe		Oceania		The Middle East		Not geo. all.	
	total	%	total	%	total	%	total	%	total	%	total	%	total	%
Economic development and trade	2 579 359	16.5	445 099	17.8	2 275 586	27.9	102 874	14.2			56 948	4.9	608 402	7.3
Education	2 626 051	16.8	241 009	9.6	1 519 086	18.6	37 201	5.1			284 104	24.3	4 306 980	51.6
Emergency assistance	1 294 633	8.3	274 667	11.0	786 575	9.6	13 750	1.9			219 281	18.8	510 680	6.1
Environment and energy	492 481	3.2	48 000	1.9	410 179	5.0	7 132	1.0	42 176	98.1			232 518	2.8
Good governance	4 122 728	26.4	1 177 850	47.1	2 062 790	25.3	500 830	69.3	445	1.0	369 596	31.7	1 234 401	14.8
Health and social services	4 484 209	28.7	314 531	12.6	1 097 578	13.5	61 129	8.5	350	0.8	237 536	20.3	1 424 909	17.1
In donor costs and unspecified	3 428	0.0	774	0.0	2 231	0.0							35 263	0.4
Total	15 602 890	100.0	2 501 930	100.0	8 154 026	100.0	722 916	100.0	42 971	100.0	1 167 464	100.0	8 353 153	100.0

Table 3.9 *Gender-marked aid by group of agreement partner (1000 NOK)*

	Year											Total	%	% growth since	
	2002	2003	2004	2005	2006	2007	2008	2009	2010	2011	2002			2008	
Consultants	2 787	2 605	3 038	4 994	2 706	4 298	7 446	5 661	8 158	10 660	52 353	0.1	282	43	
Governments/Ministries in developing countries	329 946	328 284	468 803	519 717	521 425	546 600	448 062	317 238	404 050	353 155	4 237 280	11.6	7	-21	
Multilateral institutions	568 460	512 443	821 480	1 017 476	1 155 350	1 669 556	2 019 995	2 195 922	2 048 957	1 924 527	13 934 165	38.1	239	-5	
NGO International	33 613	47 655	116 431	102 149	125 075	169 592	224 775	311 627	304 283	459 442	1 894 643	5.2	1267	104	
NGO Local	89 727	143 079	162 094	174 842	215 308	326 271	324 963	355 420	407 701	482 361	2 681 765	7.3	438	48	
NGO Norwegian	556 336	639 868	729 013	807 260	934 582	1 294 673	1 416 452	1 635 203	1 491 929	1 506 086	11 011 403	30.1	171	6	
Norwegian private sector	2 508	2 668	2 312	2 372	2 737	2 417	1 490	3 114	8 221	14 927	42 766	0.1	495	902	
Norwegian public sector	48 264	22 511	58 337	65 840	69 770	96 198	185 420	205 027	244 187	214 002	1 209 557	3.3	343	15	
Other countries private sector	1 909	4 361	4 762	12	1 500	15 680	28 537	25 051	17 949	19 010	118 771	0.3	896	-33	
Public sector in developing countries	44 934	55 647	36 568	59 132	44 296	28 959	27 085	22 650	17 179	26 942	363 390	1.0	-40	-1	
Public sector other donor countries	4 258	30 350	1 168	50 745	117 346	94 565	136 332	138 669	122 805	135 734	831 971	2.3	3088	0	
Public-private partnerships	4 300	4 820						33 300	34 920	26 596	103 936	0.3	519		
Unknown	3 744	2 322	7 694	8 240	3 983	16 309	7 035	7 935	1 886	4 205	63 352	0.2	12	-40	
Total	1 690 786	1 796 614	2 411 700	2 812 778	3 194 076	4 265 118	4 827 591	5 256 816	5 112 225	5 177 647	36 545 351	100.0	206	7	

The 20 largest international NGO partners had 66 per cent of the gender-marked allocations for the 10-year period. Building resources Across Communities (BRAC), AGA Khan Foundaton, International Planned Parnthood Federation (IPPF) and Clinton Health Access Initiative (CHAI) are the four largest partners for gender-marked aid, and have each more than 7 per cent of the total allocations over the 10-year period (Table 6.11).

The 20 largest Norwegian NGO partners had 90 per cent of the gender-marked allocation of 11 billion NOK during the 10-year period. The three largest agreement partners here – Norwegian Church Aid, Norwegian Refugee Council and Norwegian People’s Aid – jointly received more than 4.6 billion NOK in gender-marked allocations.

The 20 largest multilateral partners were responsible for a full 95 per cent of the gender-marked allocation for the 10-year period. Among the multilateral organisations (see Table 6.13) UNICEF has clearly received the largest allocations – 36 per cent of the funding. This may be explained by the consistent multi-bi allocations over the 10-year period to the UN Girls’ Education Initiative (UNGEI) programme. Gender-marked allocations to UNICEF peaked in 2010 with more than 690 million NOK. UNDP received the second-largest volume of gender-marked allocations – 360 million NOK or more per year in the period 2008 to 2011. Together UNICEF and UNDP received more than half of the 13.9 billion NOK gender-marked allocations over the 10-year period. Among the minor actors, UNIFEM and UNHCR started with almost nothing but then achieved annual transfers of respectively 41 million NOK and 30 million NOK annually. UNIFEM and UNWOMEN must be seen as one organisation from 2009, when the first allocation to UNWOMEN was given; together they received 96 million NOK in 2011.

The 20 largest partner ministries received 27 per cent of the gender-marked allocation for the 10-year period. Most important here (see Table 6.14) is the Malawian Ministry of Finance, which serves as the hub for most development aid to this country. The Nepali Ministry of Finance has grown from hardly anything to become the second largest agreement partner ministry in 2011, with 86 million NOK. When we control for overall aid to these countries, we see an increase over time. Gender-marked aid to ministries has declined over the two last years, probably as a result of more aid being non-geographically allocated.

Allocations to public-sector partners other than ministries are distributed among a range of partners, The University of Zimbabwe received half of the funds to public sector partners in the 10-year period. It received an annual allocation of 20 million NOK or more between 2002 and 2006. The support from 2007, an annual allocation between 4 and 8 million NOK, has been disbursed to the Centre for Women’s Law at the University. Changing aid architecture contributes to low volume of direct funding to public-sector partners. With the Paris Declaration, harmonisation of aid and country ownership, more of the funding to public sector partners gets channelled through the ministries, especially the Ministry of Finance, which carries overall responsibility for the budget. Donor funds are to be mainstreamed: not only for general budget support, but in principle for all aid.

Each year, the Norwegian development budget is presented in Budget Proposition White Paper 1, divided according to budget chapters. All allocations are also coded with budget chapters. Budget chapter categories were changed in 2003, when main countries of cooperation and Regional Allocations disappeared as categories in the budget, and the new aid to Africa/Asia/Middle East/Central America 2003–2006. In 2008 the new budget chapter Aid to Latin America, including both Central and South America, was established. All percentages presented in this sub-section therefore refer to the nine-year period 2003–2011. The three largest budget posts for gender-marked aid are Aid to Africa (more than 7.8

billion NOK), Civil society and democracy (more than 6.3 billion NOK), and UN organisations (more than 4.1 billion NOK) for the 10-year period. Gender-marked aid through UN agencies, multilateral organisations, and the global health initiative (since 2008) has been increasing, whereas funding through regional allocations is decreasing.

The 10 largest recipient countries received more than 35 per cent of all gender-marked aid over the 10-year period. However, the share of the ten largest recipient countries is decreasing, while the share for global unspecified allocations increases over time and surpasses the ten countries in 2011, when it reaches 30 per cent of gender-marked aid, against 27.5 per cent for the 10 largest recipient countries (see figure below), the volume was 1.6 billion NOK gender-marked funds for global unspecified in 2011, against 1.42 billion NOK for the 10 largest recipient countries. The trend has been that allocations for global unspecified increased rapidly up to 2009 and then levelled off. The high volume in 2009 can be explained as the result of a large trust fund to the World Bank for Financing of Global Health. This trust fund was deposited in the World Bank, and was a contribution to a demand driven financial instrument to develop innovative financial solution for maternal and child health.

Afghanistan is the largest recipient country with 6.7 per cent during the 10-year period, with a total of almost 2.5 billion NOK in gender-marked allocations. Gender-marked annual allocations to Afghanistan was above 400 million NOK during the period 2008-2009, but declined after that and reached 232 million NOK in 2011, the year when Malawi became the largest recipient country.

Malawi is the second largest recipient country with 4.6 per cent of total gender-marked aid. Gender-marked aid to Malawi increased steadily and until 2009 and has been above 200 million NOK per year since 2008. Much of these funds are to the agricultural sector, to the health sector programme that Norway co-finance, and to the good governance sector.

The other major recipient countries during the 10-year period are Tanzania, Zambia, Sudan, Nepal, Uganda, Mozambique, Bangladesh and Ethiopia. In most of the years, Tanzania received more than 100 million NOK in gender-marked allocations. Zambia had a high score when Norway supported the education sector support programme in the early 2000s, but the volume of gender-marked aid has since decreased. In recent years the volume has risen again, due in part to the new gender-marked allocations for agriculture. Sudan shows a totally different picture: a peak in 2008 with 315 million NOK in gender-marked allocations, dwindling to 48 million NOK in 2011. This may be explained by South Sudan becoming a separate country in 2011. Nepal has shown a steady increase, with the embassy there maintaining a consistent focus on women's rights and gender equality in their programme portfolio. But also in Nepal, gender-marked allocations have declined from 2009, and the volume of gender-marked aid was lower in 2010 and 2011 than in 2009.

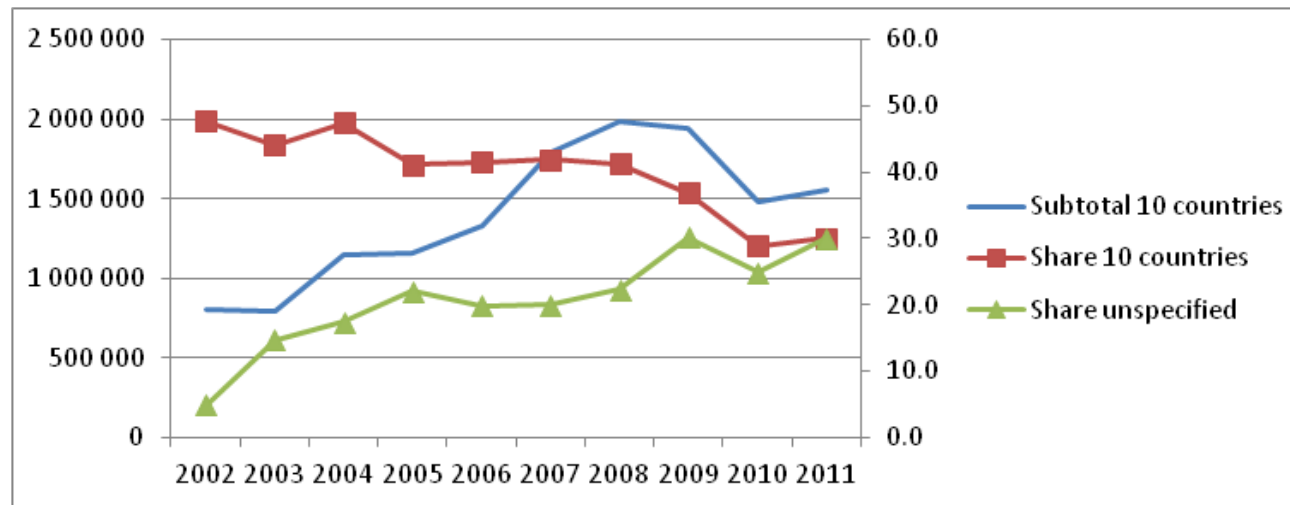
Table 3.10 Gender-marked aid by budget chapter (1000 NOK)

	Year										Total	%	% growth since	
	2002	2003	2004	2005	2006	2007	2008	2009	2010	2011			2002	2008
150 – Aid to Africa		667 298	790 467	821 156	998 376	1 052 679	967 719	832 242	778 740	948 755	7 857 433	21,5		-2
150 – Main countries of cooperation	325 366										325 366	0,9		
151 – Aid to Asia		203 232	302 732	370 755	448 872	551 248	546 990	682 886	495 302	402 583	4 004 601	11,0		-26
151 – Region allocation to Africa	342 768										342 768	0,9		
152 – Aid to Middle East		16 636	24 248	40 704	12 413	22 400	32 777	49 545	90 802	122 723	412 248	1,1		274
152 – Region allocation to Asia	124 607										124 607	0,3		
153 – Aid to Latin-America						118 057	102 465	100 357	87 804	77 106	485 788	1,3		-25
153 – Aid to Central America		76 592	77 121	112 443	111 006						377 162	1,0		
153 – Region allocation to Middle East	21 891										21 891	0,1		
154 – Region allocation to Central America	77 084										77 084	0,2		
160 – Civil society and democratic development	418 412	472 214	553 517	648 448	636 133	621 188	677 900	774 086	729 521	795 930	6 327 350	17,3	90	17
161 – Industrial development				7 077	13 135	13 013	25 564	16 078	50 091	37 807	162 766	0,4		48
161 –Industrial development (jf. kap. 3161)	4 778	5 181	6 349								16 309	0,0		
162 – Transitional aid (Overgangsbistand -GAP)	157 149	62 824	164 931	120 168	245 385	345 343	241 171	259 750	283 163	161 905	2 041 788	5,6	3	-33
163 – Humanitarian aid, emergency aid and human rights	49 223	69 027	111 060	130 344	112 988	483 167	530 378	661 517	537 389	572 465	3 257 557	8,9	1063	8
164 – Peace, reconciliation and democracy	23 573	23 300	24 243	42 819	63 580	122 850	299 028	311 242	371 281	401 135	1 683 052	4,6	1602	34
165 – Research, competence building and evaluation	35 801	28 880	52 756	61 538	53 790	71 905	151 056	153 676	167 174	152 363	928 938	2,5	326	1
166 – Environment and sustainable development etc								23 330	209 041	44 094	276 465	0,8		
166 – Support to various initiatives			323	3 762	395	35 186	2 190				41 856	0,1		
168 – Women and gender equality						185 099	196 133	311 017	290 163	294 184	1 276 595	3,5		50
169 – Global health and vaccine initiative							374 149	381 378	200 564	315 025	1 271 115	3,5		-16
170 -UN-organisations etc		164 957	286 056	436 565	484 002	464 201	515 370	611 202	594 376	610 800	4 167 530	11,4		19
171 - Multilateral finance institutions		6 472	17 895	17 000	14 000	176 784	158 166	81 000	218 675	238 750	928 742	2,5		51
173 – Prioritized themes multi-channels	110 135										110 135	0,3		
51 – General audit						1 996	6 537	9 963	10 087	9 196	37 779	0,1		41
530 – Return of funds								-2 453	-1 949	-7 173	-11 575	0,0		
Total	1 690 786	1 796 614	2 411 700	2 812 778	3 194 076	4 265 118	4 827 591	5 256 816	5 112 225	5 177 647	36 545 351	100,0	206	7

Table 3.11 Gender-marked aid to the 10 largest recipient countries (1000 NOK)

	Year										Total	%	% growth since	
	2002	2003	2004	2005	2006	2007	2008	2009	2010	2011			2002	2008
Global Unspecified	82 465	263 888	421 030	620 510	632 469	852 040	1 073 733	1 582 145	1 271 562	1 553 310	8 353 153	22.9	1 784	44.7
Afghanistan	80 680	29 659	204 860	149 574	266 260	367 462	412 445	461 311	261 081	231 831	2 465 163	6.7	187	-44
Malawi	51 285	74 512	86 304	143 813	166 948	166 687	209 844	254 901	226 963	303 085	1 684 343	4.6	491	44
Tanzania	124 709	111 161	143 190	71 605	91 252	143 449	175 721	131 219	172 553	161 656	1 326 514	3.6	30	-8
Zambia	89 790	111 599	118 523	156 121	184 680	207 559	126 746	109 993	80 748	108 431	1 294 189	3.5	21	-14
Sudan	54 241	39 356	36 439	41 859	65 152	169 028	314 611	294 788	122 781	48 021	1 186 275	3.2	-11	-85
Nepal	25 638	30 315	63 819	87 612	88 703	147 370	160 220	184 782	200 002	173 579	1 162 039	3.2	577	8
Uganda	65 555	70 654	56 312	68 913	89 448	118 015	120 583	126 852	129 379	183 092	1 028 803	2.8	179	52
Mozambique	67 682	89 771	140 357	152 301	110 543	146 818	125 288	68 747	56 353	60 071	1 017 930	2.8	-11	-52
Bangladesh	55 878	88 442	94 207	110 905	112 118	137 454	131 854	93 877	55 980	61 331	942 048	2.6	10	-53
Ethiopia	49 161	74 569	55 126	75 982	75 834	71 937	108 314	106 306	96 798	91 181	805 208	2.2	85	-16
Subtotal 10 countries	664 618	720 040	999 135	1 058 685	1 250 937	1 675 779	1 885 625	1 832 775	1 402 638	1 422 279	12 912 513	35.3	114	-25
Share 10 countries (%)	39.3	40.1	41.4	37.6	39.2	39.3	39.1	34.9	27.4	27.5	35.3		-30	-30
Share unspecified (%)	4.9	14.7	17.5	22.1	19.8	20.0	22.2	30.1	24.9	30.0	22.9		515	35
Total	1 690 786	1 796 614	2 411 700	2 812 778	3 194 076	4 265 118	4 827 591	5 256 816	5 112 225	5 177 647	36 545 351	100	206	7

Figure 3.3 Size and share gender-marked aid to 10 major recipient countries (1000 NOK and per cent)



3.2 Conclusion

Norwegian gender-marked aid more than tripled its annual allocations between 2002 and 2011, when it reached 5.2 billion NOK. Gender-marked aid peaked in 2009 and has since remained stable. The Ministry of Foreign Affairs is now the main executing agency. This seems to be related to the finding that gender-marked aid to global initiatives with bilateral funding has been increasing more than bilateral state-to-state funding. Africa remains the most important continent for Norwegian gender-marked funding; and more than 30 per cent of the aid both to Africa and Asia has been gender-marked during the 10-year period examined here.

Bilateral aid still dominates gender-marked aid (more than 60 per cent), but gender-marked multi-bi aid is increasing its share. Multilateral organisations are the largest group of agreement partners of gender-marked funds during the 10-year period, followed by local NGOs, Norwegian NGOs, and governments and ministries in developing countries.

Gender-marked aid to good governance, democracy and human rights has increased, while support to education increased in the first part of the period studied and has since remained stable. Both of these target areas received more than 9 billion NOK during the 10-year period. Gender-marked aid to health peaked in 2009 and has since declined, and received a total of 7.6 billion NOK; while support to reproductive health rose in the last part of the period. Gender-marked aid to economic development peaked in 2008, and has since remained stable, with a total of more than 6 billion NOK for the period examined here.

In most sectors there has been a continuous increase in allocations of gender-marked aid, most rapidly in governance and political empowerment. The exception is health, which has seen a decrease in gender-marked aid since 2010, although for reproductive health there has been an increase in gender-marked aid.

By and large the allocations follow the prioritised gender policy areas; this may also be due to the fact that these priorities have remained basically constant throughout the 10-year period. Quality control of the gender marker through our spot checks shows that for most of the projects examined the marker has been correctly applied.

4 Gender funding and strategic gender policy priorities

4.1 Introduction

How and to what degree do the financial allocations reflect the strategic goals as articulated in the policy documents? In order to answer this question, we will identify and briefly describe the strategic priorities in the main policy documents related to women and gender equality. Then, we will use the statistical results generated from the first part of our work and analyse these results in relation to the strategic priorities as outlined in the policy documents. The main policy documents are:

- Action Plan for Women’s Rights and Gender Equality’ (MFA, 2006)
- Report No. 11/2008 to the Norwegian Parliament (The Storting): ‘On Equal Terms: Women’s Rights and Gender Equality in International Development Policy’
- ‘Women, Peace and Security: Strategic Plan 2011–2013’, which updates and enhances the 2006 Action Plan.
- Norway’s Humanitarian Policy
- Report No 14/2012 to the Norwegian Parliament (the Storting)
- Gender mainstreaming in energy (as reflected in Report no 14, in policy briefs and in tracking specific projects/countries (Nepal, Uganda, Liberia and Mozambique)
- Gender mainstreaming in climate change adaptive agriculture and food security (as reflected in Report no 14).

Particular emphasis will be given to analysing the four strategic priorities and the five themes as outlined in the overall guiding policy document, the ‘Action Plan for Women’s Rights and Gender Equality’ (MFA, 2006). The four priority areas are:

- Women’s political empowerment
- Women’s economic empowerment
- Sexual and reproductive health and rights
- Violence against women

The Action Plan identifies five themes where women’s rights and gender equality (WRGE) are to be mainstreamed:

- Peace-building, human rights and humanitarian assistance

- Good governance, institution-building and the fight against corruption
- The environment and sustainable development
- Education
- Health

The other documents that identify gender mainstreaming in Norwegian development assistance are

- Participation and protection of women in conflict mediation and peace building ‘Women, Peace and Security: Strategic Plan 2011–2013’, (MFA 2011a)
- Mainstreaming of gender in humanitarian aid (Humanitarian Policy), (MFA 2008)
- Education (Report 11) ‘On Equal Terms: Women’s Rights and Gender Equality in International Development Policy’ (MFA 2019),
- Mainstreaming in energy aid (policy pamphlets) (Norad 2012a, b).
- Mainstreaming in climate change aid, particular climate adapted agriculture and food security (policy pamphlets) (Norad 2012c).

The list is long, and includes all target areas and most DAC sectors. This has been commented on also in the Mid-term Review of the Gender Action Plan (Norad 2009); new strategic areas have been added, but there are not clear priorities and no overall strategic decision on budget allocations from above. The allocations marked are based on individual projects marked by the gender marker.

Complicating issues further; with the current aid architecture and harmonisation of aid, embassies have been instructed to work on fewer sectors and collaborate across the donor group, so when for example gender-marked aid to health is reduced this may be a result of decisions both from above (concentration) and from below (other priorities).

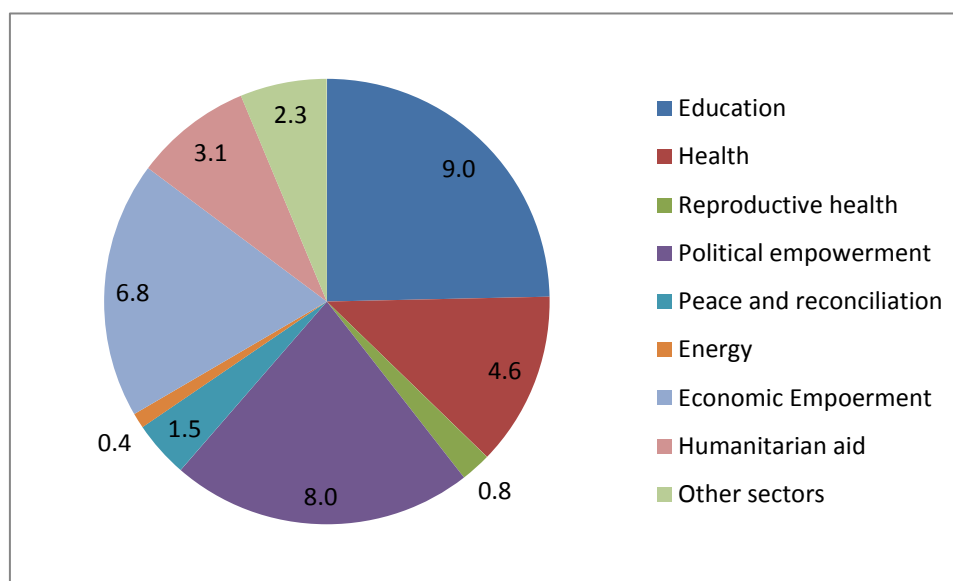
In the following, we structure the analysis according to the main strategic priorities as outlined in the strategy documents. As the priorities are reiterated in several policy documents listed above, the analysis refers to the priorities outlined across the policy documents reviewed in this report. For instance, the strategic priorities related to SCR 1325 are all discussed in section 4.2.5 on peace-building, human rights and humanitarian assistance.

4.2 General results

Norway operates with prioritised areas in the gender strategy and other policy documents (i.e. Government of Norway, 2006; 2011a and b, 2012a and b, see chapter 4). The aggregation of DAC sectors into *Target areas* by NORAD is one way of relating these directly to the political priorities. We have chosen to aggregate the DAC sectors in a different way that we believe is more in accordance with the political priorities of the Norwegian government and hence more informative.⁹

⁹ The resulting *prioritised policy areas* for the whole decade are given in Figure 4.1 below and the annual allocations Appendix 2, in Table 6.18, and with the explicit DAC sub-sectors in Table 6.19. This information on allocations matching prioritised policy areas for each region is presented in Tables 6.20 to 6.26 in Appendix 2

Figure 4.1 *Gender-marked development aid by prioritised policy areas of Norway, total 2002–2012 (billion NOK)*



We have aggregated DAC sectors into these areas in Table 3.10, with explicit aggregation given in Table 4.20 in the appendix. Education constitutes the major area, with 24.7 per cent over the 10-year period, surpassing political empowerment of women, which received almost 22 per cent during this period. Economic empowerment is the third-largest area, with 18.6 per cent. Political empowerment of women is now the largest priority area with more than 1.3 billion NOK in 2011, while education received 1.1 billion NOK, and economic empowerment received almost 860 million NOK.

There has been a considerable increase in gender-marked allocations to reproductive health. The major shift took place between 2007 and 2008, when the volume of gender-marked aid to this sector more than doubled. There have also been large increases in humanitarian aid, peace and reconciliation and energy, but from low initial volumes.¹⁰

Basic education constitutes the largest share within the education area. Gender marked aid to health over the 10-year period, is divided equally between the three DAC-sectors; health in general, basic health, and population and reproductive health, but the relative importance of sub-sector 13081 STD control and HIV/AIDS has decreased over time. Economic empowerment involves most productive sectors; transfers here ranged from 860 to 985 million per year in the latter part of the decade. Agriculture constitutes a third of the prioritised policy area with nearly 300 million NOK in 2011.

Our reclassification of Economic Empowerment is more restricted than the OECD-DAC sector codes.¹¹ By target area figures, allocations in 2011 were 1.275 billion million NOK, when communication, transport, other social infrastructure etc., are

¹⁰ For more details with information on DAC sub-sectors, see Tables 6.18 and 6.19 in Appendix 2

¹¹ See Appendix 4 on Methods, and Table 6.19 in Appendix 2 for details.

included (see Table 6.16.) With this definition, Economic Empowerment now constitutes about a quarter of all gender-marked aid, and is increasing apace with the overall growth rates of gender-marked aid.

In the following sub-chapter we analyse funding to each of the political priorities of women's rights and gender equality, as identified by policy documents.

4.3 Women's political empowerment

Political empowerment constitutes 22 per cent of the total gender-marked funding. The volumes have increased over the period studied, in line with strategic priorities.

There are two ways of measuring gender-marked aid towards women's political empowerment. One is the category 'good governance', which one of the target areas that Norad has put together based on reporting to OECD-DAC. The other way is the compilation of the relevant sub-codes under the OECD-DAC code 'government and civil society' that we have made based on the strategic priorities set out in the policy documents that we have reviewed.¹² We will focus mostly on this operationalisation of political empowerment, as our compilation of OECD-DAC codes offers a more detailed picture of how strategic priorities are reflected in the statistics.

However, we start with summing up the main picture regarding the target area 'good governance'. This target area received 9.5 billion NOK from 2002–2011, with a 25.6 per cent increase over the period. In 2002, 409 million NOK of the funding within good governance was gender-marked, whereas by 2011, the corresponding figure was 1.6 billion. Africa received almost half of the total gender-marked funding within this target area, with an amount of 4.1 billion NOK. Asia was the second largest recipient of the gender-marked funding, totalling 2.1 billion NOK.

Furthermore, we assess our compilation of DAC main code 150 'government and civil society' and sub-codes.¹³ Of the prioritised policy areas, gender-marked aid towards political empowerment is the third largest in total over the period 2002–2011 (after education and economic empowerment).¹⁴ While good governance topped the list of target areas, in our assessment of strategic priorities it is surpassed by education and economic empowerment. The volume for good governance was 9.5 billion NOK while political empowerment received approx. 8 billion NOK. This difference is due to our compilation of the data being less inclusive than the target area compilation of DAC codes and sub-codes. The target area 'good governance' includes main code 152, conflict prevention and resolution, peace and security. We have created a separate category for peace and reconciliation where we have included the main code 152 in order to better capture the gender-marked aid towards the strategic priorities related to SCR 1325.

Political empowerment constitutes 22 per cent of the total gender-marked funding. As shown in Table 6.19, the volume of funding for political empowerment that was

¹² These are listed in 4.1; see also Table 6.18 for the codes and sub-codes used.

¹³ See full list of sub-codes in Table 6.18 in Appendix 2

¹⁴ See Table 3.11 for details.

gender-marked increased from approximately 363 million NOK in 2002 to 1.3 billion NOK in 2011; in the period 2002–2011 support to political empowerment that has been gender-marked has amounted to about 8 billion NOK. There has been a constant increase during the period, except for 2010, where gender-marked aid experienced a slight drop. Moreover, we note an increase in volume towards gender-marked projects grouped under political empowerment

Within political empowerment, support to ‘democratic participation and civil society’ received most funding (2.6 billion NOK) from 2002–2011, while ‘women’s equality organisation and institutions’ was the second largest recipient with 2.4 billion NOK in total for this period. Support to human rights is the third largest theme receiving support classified under this code of government and civil society.

The sub-code ‘women’s equality organisations and institutions’ has increased from 92 million NOK in 2002, to 430 million NOK in 2011, peaking in 2009 with 500 million in 2009. The rapid increase is at least partly due to the introduction of a new budget line, the Women’s Grant, in 2007.

4.4 Women’s economic empowerment

There has been an increase in gender-marked funding to women’s economic empowerment, which demonstrates that the funding follows the strategic priorities regarding this priority policy area.

Economic empowerment is the third largest area overall receiving aid which is gender-marked over the period 2002–2011, with a total of 18.6 per cent, following political empowerment and education. The volume of the aid is approximately 6.8 billion NOK. The trend in funding shows a substantial increase from 2004 to 2007. From 2007 it has more or less remained at this level¹⁵.

The greatest increases have been in the sub-codes of agriculture and banking and financial services. The volume for agriculture has risen from 106 million NOK in 2002 to 289 million NOK by 2011. Banking started out at 31 million NOK in 2002 and stood at 63 million NOK in 2011.

Within the sectors of banking and financial services, microfinance dominated in funding to Asia. In gender-marked aid to Africa, agriculture has increased in importance. Both areas are mentioned in the Gender Action Plan.

4.5 Sexual and reproductive health and rights

Gender-marked funding to the sphere of reproductive health has increased from 16 million NOK in 2002 to 205 million NOK in 2011, demonstrating increased support to this priority policy area. However, from the statistics we cannot conclude that there has been an increase in funding to sexual and reproductive *rights*; that would require more in-depth analysis at project level.

¹⁵ See Table 6.19.

The major shift occurred between 2007 and 2008, when the amount more than doubled. Nevertheless, gender-marked funding towards this area is still low compared to other areas like education and political empowerment. Another trend is that gender-marked funding to health areas such as HIV/AIDS and sexually transmitted diseases (STD) has decreased, from almost 250 million NOK in 2009 to less than 115 million in 2011.

4.6 Violence against women

There are no statistical codes to mark aid to combating violence against women; thus we cannot state whether there has been an increase in gender-marked aid to this priority policy area.

Our description in chapter three has shown an increase in gender-marked aid in the areas of emergency aid, aid to conflict resolution and peacemaking, but it is difficult to trace whether this has resulted in an increase in funding to combat violence against women.

Support to combat violence against women is not easily assessed, as there are no DAC codes or sub-codes for assessing this theme. The measures and processes to be supported as outlined in the Action Plan include mainstreaming the gender perspective in law reform and reform in the justice sector, combating female genital mutilation, measures to change customary laws, protection and advice regarding sexual abuse in conflicts, measures against human trafficking, women's work to organise public opinion and civil society work to combat violence against women.

The DAC codes and sub-codes cover only some of these measures directly. If we look at the sub-code 15-130¹⁶ as the closest we come to representing work on law reform and reform in the justice sector that takes women into account, the amount of gender-marked aid under this sub-code increased from approximately 30 million NOK in 2002 to 84 million NOK in 2011. However, compared to the other sub-codes within the political empowerment priority, work on law reform and reform in the justice sector still receives little funding.

Regarding the strategic priorities outlined as part of the work to be done on violence against women such as female genital mutilation and human trafficking, these areas are not seen evident in the sub-codes. It is therefore impossible for us to state whether there has been an increase in gender-marked aid towards combating violence against women in these two important areas.

4.7 Peace-building, human rights¹⁷ and humanitarian assistance

The volume of gender-marked aid in the area of peace and reconciliation and humanitarian assistance has increased substantially since 2002, in line with the

¹⁶ See Table 6.18, under the heading 'political empowerment'.

¹⁷ As aid towards promoting human rights is often seen as part of political empowerment, we do not discuss it here.

strategic priorities. However, there are challenges involved in capturing all funding that goes to this priority area.

As described in section 4.2.1, our compilation of the OECD DAC codes to capture Norwegian strategic priorities related to SCR 1325 and humanitarian assistance are separated from the ‘good governance’ target area. We thus report mainly on our compilation of data for peace-building, human rights and humanitarian assistance. (See Table 6.18.) We have done so because the only target area to deal with humanitarian aid and peace-building, reconciliation efforts and post-conflict work is ‘Emergency Assistance’ and this does not fully capture the ongoing work, as it focuses on ‘emergency response’, ‘reconstruction relief and rehabilitation’ and ‘disaster prevention and preparedness’.¹⁸ It does not seem likely that these codes include assistance towards peace-building, nor all humanitarian assistance related to e.g. peace-building and post-conflict rehabilitation. This is a general problem in the statistics: it is not possible to distinguish between humanitarian aid given in response to natural disasters, and as part of a post-conflict process.

The volume of gender-marked aid in the area of peace and reconciliation has increased substantially since 2002. The total volume for peace and reconciliation in 2002 was 46 million NOK; by 2011 it had risen to approx. 347.9 million NOK. From 2002–2005 the funding gender-marked for peace and reconciliation decreased substantially – from approx. 45 million NOK in 2002 to approx. 18 million NOK in 2005. Then from 2005 to 2006 it rose considerably, from 27 million NOK to 97 million NOK. This increase can most likely be explained by a stronger focus on women and gender issues following the adoption of the Norwegian government’s Action Plan for Security Council Resolution 1325 in 2006. This Action Plan prioritises work on including women as participants and gender mainstreaming in peace and reconciliation activities. From 2006 to 2011, the funding went up from 96.8 million NOK to 347.9 million NOK. The rise was a steady one, but with major increases in years 2007 (up 100 million NOK from 2006–2007) and from 2010–2011 (up from 262.8 million NOK in 2010 to 347 million NOK in 2011).

As concerns humanitarian aid, the total volumes gender-marked over the period 2002–2011 have increased tenfold: in 2002, gender-marked funding within humanitarian aid totalled 49 million NOK, whereas by 2011 it was 508 million NOK (Table 3.10). There are significant variations from year to year, which is only to be expected, since humanitarian aid goes towards disasters. The volume of gender-marked aid peaked in 2010, at 712 million NOK. Of this, 274 million went to the Americas region. As 2010 was the year of the Haiti earthquake, most of the funding went to Haiti. For the entire period, the volume was 3 billion NOK (see Table 7.18). In terms of regions, most funding has been allocated to the African region, with a total of 1.2 billion NOK for the period. Asia is the second-largest recipient of funding, with 786 million NOK.

Humanitarian aid may include several of the efforts that are listed as priorities in the Action Plan and in the follow-up Strategic Plan 2011–2013, for instance within the areas of post-conflict work and peace-building. Gender-marked aid within

¹⁸ ‘Emergency response’ is sub-code 720, ‘reconstruction relief and rehabilitation’ is sub-code 730 and ‘disaster prevention and preparedness’ is sub-code 740.

humanitarian aid is one of the areas which has expanded most over the period, which is in line with the Gender Action Plan and the emphasis on women's rights and women's inclusion in the ministry's Humanitarian Policy (MFA 2008). However, it is not easy to establish what a gender focus means in practice. As the mid-term review of the Humanitarian Policy in 2011 also revealed, humanitarian aid is generally difficult to assess. As the review noted, 'ensuring the "degree" of progress made in relation to any one effort, given the absence of bench-marks and data allowing to systematically trace outcomes and/or measure outcomes in relation to outputs (i.e., effectiveness), has been a major challenge to this review' (NCG, 2011).

4.8 The environment, sustainable development and climate-adapted agriculture

Funding allocated to the environment has seen some increase in gender-marked aid, but remains an insignificant area in funding compared to related types of non-marked funding such as to REDD (Reducing Emissions from Deforestation and Forest Degradation) projects – very little of which is gender-marked. The funding therefore does not seem to follow the strategic priorities. Moreover, it is not possible to track sustainable development in the statistics. Climate-adapted agriculture is a recent initiative, so it was not possible to track this funding in the statistics either.

Strategic goals for the environment and sustainable development (in line with Report no 14 to the Parliament) are as follows: participation of women in national and local policy and decision-making, food security and improving women's participation in the agricultural sector, active participation in management of natural resources (water resources, forest resources, Clean Energy for Development initiative).¹⁹ It is further stressed that it is important to ensure that 'women are actively involved in REDD+ activities' (p. 62). However, the gender-marked aid that goes to the forest sector is very low compared to overall aid towards the forest sector that includes REDD+. The total volume of gender marked aid to the forestry sector from 2002 to 2011 was 217 million NOK²⁰. This figure is dominated by one large project allocation of 180 million NOK to REDD+ in Indonesia.

Moreover, climate-adapted agriculture has been receiving greater attention. One initiative has started on this theme: the African action plan for agriculture support for NEPAD work on climate-adapted agriculture with a gender focus. However, as this is a new and small initiative, it is too early to note any impact it may have had on the statistics.

Funding to environmentally-oriented projects goes under the DAC codes 410 'General environmental protection' and code 430 'Other multi sector'. The former has increased its gender-marked share over the period, from 22 million NOK in 2002 to 98 million NOK in 2011. The peak in funding was in 2009, when 130 million

¹⁹ Small-scale power plants to supply villages with electricity from solar or wind power, hydropower or bio-energy. This could create new jobs for women. The initiative also seeks to reduce the use of wood and charcoal, which will significantly improve the health of women and children, as well as giving them more time for other activities (p. 42).

²⁰ See Table 6.18.

NOK was gender-marked. A total of 634 million NOK has been allocated to this area over the period studied – in fact, a very limited sum, given the substantial focus on the environment in recent years.

The other code that captures assistance towards environment is DAC code ‘Other multi sector’. This assistance amounted to approximately 121 million NOK in 2002 and ca. 339 million NOK in 2011. Major funding within this DAC sector went to ‘Other multi sector’, with a total of 1.7 billion NOK, followed by ‘rural development’ amounting to approximately 1bn NOK.

4.9 Education

Education received most gender-marked funding of all priority policy areas over the period 2002–2011²¹. Education has remained one of Norway’s priorities throughout the period. Although education was not included as one of the four priority policy areas in the 2007 Gender Action Plan, it was reconfirmed as a priority area in the White Paper ‘On Equal Terms’ in 2009 (MFA 2009). A substantial share of the funding to education is gender-marked, in line with the strategic priorities.

The volume for education totals approximately 9 billion NOK for 2002–2011, with about half going towards non-geographical areas (see Table 3.7). It is likely that a substantial amount of this funding is channelled towards the multi-bilateral system, UNICEF in particular.

The main increase in gender-marked funding took place from 2003 to 2005: from 398.2 million NOK in 2003 to 929.6 million NOK in 2005. It has since remained at about this level, with a slight increase 2006–2011, up to 1.1 billion NOK in 2011.

Basic education²² has received most of the gender-marked support, 888 million NOK over the total period. By comparison, secondary education has received 23 million NOK, and 88 million NOK has been directed towards post-secondary education.

4.10 Health

There are two gender-related strategic goals regarding health assistance: one is to increase the volume of aid to sexual and reproductive health, and the other is to mainstream gender in all health assistance. The total volume of gender-marked aid to health was 495 million NOK in 2002, increasing steadily until 2009, when it peaked at approximately 1.2 billion NOK (see Table 3.5). Since then, gender-marked aid to health has been substantially decreased, to 912 million NOK in 2011. Only 21 per cent of Norway’s development aid to health is gender-marked. Sexual and reproductive health aid has complied with the strategic priorities, as the share of gender-marked aid within this area has increased (see 4.5).

²¹ The Norad target area and our compilation of DAC main codes and sub-codes are the same in the case of education: ‘111 education level, unspecified’, ‘112 basic education’, ‘113 secondary education’ and ‘114 post secondary education’.

²² We break down education support in the OECD/DAC sub-codes of education levels to basic education, secondary education and post-secondary education in Table 6.18.

The African region receives most of the gender-marked funding for health, with 1.3 billion NOK over the period studied.²³ Second is the Asia region, with 406 million NOK. The share of gender-marked health aid to Africa is 29 per cent for the period 2002–2011.

Basic health, health in general and STD control and HIV/AIDS have all fluctuated over the years (see Table 6.18 for breakdown). For instance, basic health jumped from 111 million NOK in 2007 to 324 million NOK in 2008 and 344 million NOK in 2009. Then, in 2010, the figure fell to 134.9 million NOK.²⁴

Looking at the breakdown per region (Tables 7.19 to 7.25), we note fluctuations in all regions, except for the Middle East.²⁵ Gender-marked aid to health in Africa has decreased by 31 per cent since 2008. The sharpest decrease was from 2009 to 2011, from 374 million to 281 million NOK. Similarly, there has been a decrease since 2008 as regards the Americas; and in Asia, gender-marked funding to health was halved from 2009 to 2011.

4.11 Energy aid

The energy sector follows the strategic priority of increasing gender-marked aid. It²⁶ is one of the sectors which have seen an increase in gender-marked aid in the period 2002–2011, but from a very low level (see Table 7.18). The focus on women and gender in the energy sector is starting to show in the statistics, but the volumes are still low.

The focus on gender mainstreaming in energy aid is mostly on the Clean Energy for Development programme, which focuses on the electricity sector, including transmission, distribution, generation, policy, education and training. Funding to the sub-codes ‘power generation/renewable sources’ has increased from 11 million NOK in 2002 to 25 million NOK in 2010, with a peak of about 26 million NOK in 2009. Gender-marked aid to DAC sub-code ‘electrical transmission/distribution’ more than doubled from 2009 to 2010, from 34 million NOK to 72 million NOK.

4.12 Conclusion

Gender-marked aid reflects policy priorities in the areas of political empowerment, economic empowerment, sexual and reproductive health, peace building, energy, and education. However, in important priority areas such as violence against women and sexual and reproductive rights it is not possible to conclude, as the statistical categories do not correspond to these priorities.

²³ That is when we use the OECD/DAC compilation made by the NIBR team; see Table 6.20.

²⁴ The reasons for this fluctuation are not known; clarification would require investigating specific allocation patterns.

²⁵ Total volumes are very low for gender-marked health funding to the Middle East (only a total of 99.4 million NOK for 2002–2011) compared to Asia (405.7 million NOK) and Africa (3.1 billion NOK) in the same period.

²⁶ See main DAC code 230

We have employed two categories, the Norad target area and the NIBR compilation of DAC codes and sub-codes into prioritised gender policy areas. These two categorizations reveal slightly different trends among the three largest priorities: economic empowerment, political empowerment and education. The Norad-developed target areas show that ‘good governance’ received most funding, followed by education and then economic development and trade (see Table 3.) The NIBR team’s compilation of DAC codes and sub-codes relevant for the main strategic priorities shows that education received most assistance (ca. 9 billion NOK) followed by political empowerment (ca. 8 billion NOK) and economic empowerment (6 billion NOK). Aid to political empowerment has increased throughout the entire period. Gender-marked aid towards energy has seen an increase in recent years, but the volumes are still very low.

Two findings need to be commented upon. First, gender marking of allocations to health, environment and forestry is very low. We regard this as a missed opportunity. Second, some important priority areas are difficult, or impossible, to capture in the statistics. This is the case for violence against women, and sexual and reproductive rights. As to humanitarian aid, the DAC codes do not differentiate between man-made and natural emergencies; it is therefore difficult to trace any actions regarding Security Council Resolution 1325 in detail.

There is general agreement among donors on the usefulness of the OECD/DAC statistical manual and system, and it has been decided not to establish separate country-based reporting systems tracking resources for prioritised policy areas. Thus, all we have is proxies for volume and trends for certain areas.

5 Spot checks of the use of the gender marker

We have selected 30 non-marked and 30 gender-marked projects where we have done spot checks on the use of the gender marker, to check if the use has been correct. See Appendix 3 for the team's assessment of each individual allocation.

Table 5.1 *Randomly selected gender non-marked projects with disbursements above 3 million MOK in 2011 ordered according to size of allocation.*

No	Agreem't no.	Agreem't title	Originally marked	Our assessment
U-01	NF-SNPI-Costs	Investment in Sn Power Invest - Costs	0	0
U-02	QZA-10/0505	UNDP Democratic Governance	0	0
U-03	MOZ-07/019	Fisheries sector support, continued	0	0
U-04	SAM-11/0001	Rights-based Sustainable Management of Territories in the Amazon	0	0
U-05	QZA-11/0389	ICRC Special Appeal Mine Action 2011	0	0
U-06	KOS-10/0003	VET Equipment and Furniture for schools in Malishevo and Skenderaj	0	0
U-07	SDN-07/010	Technical Cooperation between SSCCSE and Statistics Norway - Phase II	0	0
U-08	MAG-07/013	ILO School Construction 2008 - 2012	0	0
U-09	NFF0703 - 357	Aureos Latin America Fund (ALAF)	0	0
U-10	RAF-11/0072	WFP. Horn of Africa support 2011	0	0
U-11	MLI-09/057	Support to Restoration of the Lake Faguibine Systeme-OMVF	0	0
U-12	HTI-11/0030	Haiti Reconstruction Fund - 2011	0	0
U-13	PAL-11/0041	NRC ICLA and Shelter programme in OPT Gaza 2011	0	1
U-14	SAF-10/0009	NELSAP, 3 river basins, bridging phase	0	0
U-15	TJK-11/0002	Regional Development Cross Border CA Afghanistan and neighbour countries	0	0
U-16	TAN-10/0077	Facilitation of National REDD strategy phase II	0	0
U-17	QZA-11/0567	Norway - ICTJ Cooperation Agreement	0	0
U-18	MWI-07/010	Support to Mount Mulanje	0	0

		Biodiversity Conservation Project		
U-19	QZA-11/0850	Travel Support 2011	0	
U-20	IND-06/088	NIPI Secretariat	0	0
U-21	HTI-11/0029	UNDP. Disaster Risk Reduction	0	0
U-22	LBR-10/0009	F&F Bridging the divide: empowering grassroots institutions CFI 2010-12	0	1
U-23	QZA-11/0539	European Council of Religious Leaders	0	1
U-24	NFD0707 - 446	Matanuska Africa	0	0
U-25	CHN-09/024	Gorild M. Heggelund seconded to UNDP	0	0
U-26	MDA-11/0007	Rehabilitation and reintegration of Victims of trafficking (VoT)	0	1
U-27	GLO-07/387-10	Protecting rainforest biodiversity	0	0
U-28	RAF-08/065	UNIDO Trade Capacity Building in East Africa Addendum RAF-06/028	0	0
U-29	PER-10/0002	ACA Regional REDD Policy CFI 2010-12	0	0
U-30	MAK-10/0013	Sustainable EU learning and training system	0	0

Table 5.2 *Randomly selected gender-marked projects with disbursements above 3 million MOK in 2011 ordered according to size of allocation.*

No	Agreem't no.	Agreem't title	Orig. marked	Our assess.
M-01	PAL-10/0045	UNDP - Access coordination and monitoring support, Gaza 2010	1	
M-02	SDN-11/0034	Capacity building of SPLM	1	1
M-03	MOZ-06/032	Entrepreneurship Curriculum introduction in Mozambique	1	1
M-04	MOZ-06/029	Support to the transformation of GAPI into a Moz DFI	1	1
M-05	SAF-10/0010	Umoja CFC South	1	1
M-06	KAU-11/0002	Empowerment through women's organisations, with regional focus	2	2
M-07	NPL-10/0070	Preparing for the rehabilitation of Maoist Combatants in the cantonments	1	
M-08	PAK-11/0051	Emergency relief to flood-affected in Baluchistan, Pakistan	1	1
M-09	TAN-09/080	Strategic Partnership Tanzania (NPA)	1	1
M-10	MEU-11/0019	AOAV. Clearance of ERW (Explosive Remnants of War) in Western Sahara 2011	1	1
M-11	AFG-10/0057	Education Facilities in Faryab	1	1

M-12	QZA-09/265-46	NHF-Rehabilitation Programme in Palestine	1	1
M-13	GLO-07/383-9	Increase CS Capacity to organise People for Participation in Angola	1	1
M-14	BUR-11/0003	UN-HABITAT. Shelter recovery for Cyclone Giri affected communities,	1	1
M-15	IRQ-11/0008	Community development programme and dialogue on HR	1	1
M-16	GLO-08/377-8	A positive future for women in Burundi (UMWIZERO) Phase 2	2	2
M-17	ETH-07/039	Institutional Cooperation Hawassa-Mekelle-UMB (2009-2013)	1	1
M-18	MWI-09/004	Malawi College of Medicine phase 4	1	1
M-19	LBY-11/0009	Libya. Medical Emergency Preparedness	1	
M-20	RAF-09/048	East African Power Pool	1	0
M-21	GLO-07/383-1	Strengthen CS Capacity to address Democratic Deficits and Inequalities	1	1
M-22	PRK-11/0001	Norwegian Red Cross. IFRC's appeal for 2011.	1	1
M-23	RAF-10/0031	Programme on Climate Change Adaptation and Mitigation in the ESA region	1	1
M-24	SOM-11/0010	Education and School Construction in Somaliland	1	1
M-25	GLO-08/377-1	Empowering Women and Girls: A local response (Mali)	2	2
M-26	GLO-09/976	International Trade Centre ITC 2010-11	1	
M-27	MEU-11/0077	EBRD Southern and Eastern Mediterranean Multi-Donor Account	1	0
M-28	QZA-11/0607	Support to small grant management for catalytic funding of mHealth	1	2
M-29	IND-08/068	UNIFEM- Promote women's political leadership in India and South Asia	2	2
M-30	AFG-08/016	ACTED Faryab Integr. Rural Dev. Program II	1	1

We lack documentation for one of the unmarked allocations, and for four of the gender-marked allocations, in total five out of 60 allocations. Overall there is a good match between the original use of the gender marker and our assessment.

Among the 29 unmarked allocations that we have checked there are three allocations where we have changed the score from 0 (zero) to 1 (significant objective) as we assess that these projects should have been gender-marked. Among the unmarked allocations there seem to be substantial opportunities for more gender-marked aid among shelter, natural resource management projects and religious leaders' projects. These documents state that the projects target communities or residents, and do not explicitly address men and women as target groups, although gender assessments

may have been undertaken as part of the preparations. Because of their gender-neutral language, these allocations are by and large unmarked.

Among the 26 gender-marked allocations that we have checked there are two allocations where we have changed the score from 1 (one) to 0 (zero), as we assess that these projects should not have been positively gender marked; and one allocation where we have changed the score from 1 (significant) to 2 (main objective). We observe that embassies have been involved in dialogues on inclusion of women's rights and gender equality with the programme owner, ministries or similar in recipient country. The embassies seems to have seen substantial room for improving the documents and the objectives through dialogue with project owners; but contrary to previous practice, there are no longer strict requirements for the format of project documents. This means that the policy dialogue between embassy and project or programme owner is important in focusing greater attention on women's rights and gender equality. However, for the allocation to be gender-marked, the statistical manual requires that the project is "intended to advance gender equality and women's empowerment or reduce discrimination and inequalities based on sex" (Norad 2011:14).

Overall we find that there is a high consistence in the use of the gender marker. We assess that six out of 55 checked projects were wrongly marked. We observe that this concern both unmarked projects that should have been marked and marked projects that should not have been so.

6 Conclusions

The overall volume of Norwegian development aid has increased from about 13.5 billion NOK in 2002 to 27.6 billion NOK in 2011, and the total volume for these 10 years is 205 billion NOK. Of this 142 billion was bilateral and multi-bi aid, which the volume marked with the gender marker, and other policy markers. The volume of gender-marked aid has risen from 1.6 billion in 2002 to 5.1 billion NOK in 2011, and the total volume for the 10-year period is 36.5 billion NOK. The share of gender-marked aid as part of the total budget increased during the years 2003 to 2009, reaching its highest share (30.9 per cent of the budget gender-marked) in 2008. After 2009, this figure decreased, to 25.8 per cent in 2010 and 26.5 per cent in 2011.

Norad was the main executive agency for gender-marked aid in 2002. This changed when bilateral state-to-state aid was moved from Norad to the Ministry of Foreign Affairs (MFA) in 2004. The MFA succeeded the embassies as the most important executive agency in 2011, due to the increase in globally oriented or non-geographically allocated gender-marked aid.

The highest volume of gender-marked aid has gone to Africa, throughout the whole period examined here: 31 per cent of aid to Africa has been gender-marked, with a total of 15.6 billion NOK over the 10-year period. There has been more variation in trends in gender-marked aid to the other regions. Asia received 8.2 billion NOK, and the Central and South America received 2.5 billion NOK. 32 per cent of the aid to the Asian continent was gender-marked. Gender-marked aid to the Americas has fallen from 32 per cent in 2002 to 11 per cent in 2011, mainly due to the climate-change funding (REDD) to Brazil and Guyana.

Bilateral aid dominates the gender-marked aid (62 per cent), but the share of multi-bi gender-marked aid has been growing.

To a large extent, our findings confirm that aid to social sectors and women's rights and political empowerment scores high. Given that Norwegian support to health sector programmes is declining, Norway now supports sector-wide health programmes in very few countries, the decline in gender-marked aid to health was not unexpected. Allocations to reproductive health are generally smaller in volume than the earlier health-sector programmes.

Most annual allocations are small, and reflect long-term agreements and country capacity to implement. Most trends therefore change slowly. However, in certain target areas such as REDD+ and global health, large allocations may have a strong influence on patterns and trends. Examples are the gender marking of an allocation of 180 million NOK in 2010 for REDD+ in Indonesia, and a large allocation in global health through the World Bank.

Multilateral organisations are the main agreement partner, with 12.4 billion (34 per cent) NOK in gender-marked aid over the 10-year period. Local (national) NGOs have increased their share (in total 7.4 billion NOK) and are now the second largest type of agreement partner, followed by Norwegian NGOs (5.1 billion) and ministries in developing countries (4.3 billion).

This report has identified the largest 20 partners in each of the agreement partner groups. The largest local NGOs are farmer's associations with production-oriented programmes that include women; the largest international NGOs are working in community development and in health; and the largest multilateral organisations are UNICEF (36 per cent of the gender-marked funds to multilateral organisations, 5 billion NOK), and UNDP (2.4 billion NOK). UNIFEM/UNWOMEN received 376 million NOK in the same period.

Gender-marked aid to the 10 major recipient countries has declined since 2008, while global unspecified aid (not geographically allocated) has increased in the same period. The four largest recipients of gender-marked aid during the 10-year period are Afghanistan (2.5 billion NOK), Malawi (1.7 billion), Tanzania (1.7 billion) and Zambia (1.3 billion). In 2011 Malawi was the major recipient of gender-marked aid. Global unspecified aid increased from 82 million in 2002 to 1.5 billion in 2011; the total volume of gender-marked aid in this category is 8.4 billion NOK.

By and large the allocations follow the prioritised gender policy areas; this may also be due to the fact that these priorities have remained basically constant throughout the 10-year period.

Quality control of the gender marker through our spot checks shows that for most of the projects examined the marker has been correctly applied. We have found the use of the gender-marker to be largely correct, as we assess that six out of the 55 spot checked projects were wrongly marked.

References

- EU (2012), *2012 Report on the implementation of 'EU Plan of Action on Gender Equality and Women Empowerment in development 2010-2015'*. SWD(2012) 410 Final. Brussels.
- MFA (2007), *Action Plan for Women's Rights and Gender Equality in Development Cooperation*. Ministry of Foreign Affairs, Oslo.
- MFA (2008), *Norway's Humanitarian Policy*. Ministry of Foreign Affairs, Oslo.
- MFA (2011a), *Participation and protection of women in conflict mediation and peace building Women, Peace and Security: Strategic Plan 2011-2013*. Ministry of Foreign Affairs, Oslo.
- MFA (2011b), *Mainstreaming of gender in humanitarian aid (Humanitarian Policy)*. Ministry of Foreign Affairs, Oslo.
- MFA (2009), *Report to the Storting No. 11, On Equal Terms: Women's Rights and Gender Equality in International Development Policy*. Oslo.
- Norad (2006a), *Bruk av policy markører – miljø. Rapport fra analyse av et utvalg tiltak*. Prepared by J. Claussen, E. Sigvaldsen og S. Hansen. Nordic Consulting Group (NCG).
- Norad (2010), *Statistics Manual for Development Cooperation*. Oslo.
- Norad (2012), *Policy Brief. Gender Equality in the Energy Sector*. Norad, Department for Economic Development, Gender and Governance. Oslo.
- Norad (2012), *Policy Brief. Gender Equality in the Petroleum Sector*. Norad, Department for Economic Development, Gender and Governance. Oslo.
- Norad (2012), *Mainstreaming in climate change aid, particular climate adapted agriculture and food security* (policy pamphlets). Norad Gender Team
- OECD/DAC (2007), *Reporting Directives for the Creditor Reporting System (CRS)*. DCD/DAC(2007)39/FINAL. Annex 6: reporting on the policy objectives of aid. September. Paris.
- OECD/DAC (2011a), *Aid in Support of Gender Equality in Fragile and Conflict-affected States*. No. 4, October. Paris.
- OECD/DAC (2011b), *Aid in Support of Women's Economic Empowerment*. No. 2, January. Paris.
- OECD/DAC (2012), *Aid in Support of Gender Equality and Women's Empowerment*. January. Paris.

O'Neill, P., *OECD/DAC Gendernet (2012), Follow the money – tracking financing for gender equality*. UN Commission on the Status of Women, 1 March 2012, Panel 2: Financing for Gender Equality.

Appendix 1

Terms of reference

Mapping Study of Norwegian Funds to Women's Rights and Gender Equality 2002-2011: Terms of Reference

Support to women's empowerment and gender equality is a long-standing priority area in Norwegian Development Cooperation. The White paper 11 (2007-2008)²⁷ outlines the Norwegian government's emphasis on the enhancement of women's rights and gender equality as prerequisites for economic development.

The Action Plan for Women's Rights and Gender Equality in Development Cooperation (2007-2009, extended 2010-2013, MFA) points out four priority areas²⁸;

- Women's political empowerment
- Women's economic empowerment
- Sexual and reproductive health and rights
- Violence against women

Norwegian disbursements to women's empowerment and gender equality in development cooperation amounted to approximately 36 billion NoK in total in the 10-year-period between 2002 and 2011²⁹. A separate budget line for gender was established in 2007, however, according to the policy documents, gender is to be mainstreamed within all budget lines.

Norad's evaluation department is planning for an evaluation of the Action Plan in 2013. In preparation of the evaluation, the evaluation department will now commission a mapping study to collect and process available statistics in order to

²⁷ Report No. 11 to the Norwegian Parliament, Stortinget: 'On Equal Terms: Women's Rights and Gender Equality in International Development Policy'. Norwegian Ministry of Foreign Affairs.

²⁸ There are also other relevant action plans to be included in the study, such as: 'The Norwegian Government's Action Plan for the Implementation of UN Security Council Resolution 1325 (2000) on Women, Peace and Security', MFA 2006, and 'Women, Peace and Security: Norway's Strategic Plan 2011-13', MFA 2011.

²⁹ This includes all interventions with the policy marker 'gender' either as 'main objective' or 'significant objective'. The database consists of approximately 8 500 entries (i.e. 8 500 disbursements) within the period 2002-2011.

establish the trends and patterns of Norwegian financial disbursements to gender related interventions over the past decade.

The assignment includes:

- a) provide an overview of the trends in the financial data and statistics;
- b) analyse how and to what degree the trends in disbursements mirror the priority areas in relevant policy documents; and
- c) assess to what degree the policy marker “gender” is used appropriately in Norad’s database.

For a): The mapping shall provide an overview of Norwegian funds to gender-related interventions multilaterally, multi-bilaterally and bilaterally for each year over the past decade (2002-2011). The consultant shall map out Norwegian disbursements to gender along categories such as channel (multi/bi); DAC codes; countries and geographic areas; types of interventions (i.e. economic empowerment, political empowerment, education, etc); the donor source in the Norwegian system (i.e. MFA/Embassies/Norad, etc), agreement partners (public sector, NGOs, MOs, etc), and any other relevant category the consultant might identify during the exercise. The data shall be cross-referenced in tables, graphs and text, analysing trends within and between the categories over the past decade.

For b): Based on the mapping and on reviews of relevant Norwegian policy documents, the consultant(s) shall assess how and to what degree the financial allocations reflect the strategic goals as articulated in the policy documents. The analysis shall be based on available statistics from Norad’s database, relevant official policy documents and from relevant archive documents in Norad and at the Foreign Ministry.

For c): There is uncertainty as to whether the policy marker “gender” is being applied appropriately to relevant interventions in the database. The assignment therefore includes an assessment of the use of this policy marker in order to i) estimate to what degree the policy marker is used (as “main objective” and “significant objective”) for interventions where it is inappropriate, and ii) estimate to what degree the policy marker has not been used for interventions where it would be appropriate. This part of the assignment will require a sampling of interventions, i.e. one sample of interventions with the policy marker “gender”, and one sample of interventions without the policy marker “gender”. Document reviews of the selected interventions will be necessary to assess appropriateness of policy markers.

The consultant should present a description of approach and methodology for this exercise, i.e. sample selection, sample size and type of documents to be reviewed, in the tender.

The findings from the mapping study will be used as background data for an upcoming evaluation of the Norwegian Gender Strategy.

Appendix 2

Tables of gender-marked aid

This Appendix contains detailed tables on gender-marked aid. The tables are commented upon in the main report, where only a limited number of tables have been reproduced. Gender-marking includes all types of allocations in bilateral and multi-bi aid assistance. The selection we have made of themes to be included is in response to the Terms of Reference. We have selected tables that we see as giving the most relevant information when describing volume, trends and characteristics of gender-marked aid. All tables are based on the Norad statistical data base 2002–2011.

Table 6.1 *Gender-marked aid by DAC sectors (1000 NOK)*

	Year										Total	%	% growth since	
	2002	2003	2004	2005	2006	2007	2008	2009	2010	2011			2002	2008
111 - Education, level unspecified	26 972	88 697	126 652	210 324	253 467	230 834	138 369	149 545	151 785	117 358	1 494 003	4.1	335	-15
112 - Basic education	288 301	380 759	520 791	658 055	731 584	768 379	748 893	731 705	775 273	888 064	6 491 803	17.8	208	19
113 - Secondary education	43 174	10 667	21 497	15 642	15 761	13 644	10 070	11 869	10 797	22 848	175 971	0.5	-47	127
114 - Post-secondary education	39 790	55 396	43 457	45 601	49 915	81 572	154 178	169 876	124 781	88 088	852 654	2.3	121	-43
121 - Health, general	52 841	107 051	162 342	182 444	172 599	241 848	206 639	174 015	161 597	237 266	1 698 642	4.6	349	15
122 - Basic health	82 630	39 436	63 062	101 427	83 187	111 255	324 983	344 379	134 942	169 222	1 454 522	4.0	105	-48
130 - Population policies/programmes and reproductive health	89 786	109 527	146 720	162 241	246 730	226 962	293 923	396 921	324 399	317 605	2 314 813	6.3	254	8
140 - Water and sanitation	41 691	26 541	58 822	30 531	26 300	41 792	27 886	86 256	52 137	44 244	436 202	1.2	6	59
151 - Government and civil society, general	363 510	371 171	446 343	523 375	560 326	872 264	1 059 401	1 323 152	1 167 690	1 314 063	8 001 294	21.9	261	24
152 - Conflict prevention and resolution, peace and security	45 633	35 297	18 515	27 222	96 814	191 364	198 734	242 928	262 886	347 954	1 467 347	4.0	662	75
160 - Other social infrastructure and services	228 272	129 078	180 400	194 873	177 987	133 715	149 378	223 993	154 391	143 975	1 716 062	4.7	-37	-4
210 - Transport and storage	695	481	50			1 350	1 120	501	501		4 699	0.0		
220 - Communications	3 971	8 230	5 350	6 575	4 208	2 878	3 813	3 251	3 228	3 614	45 119	0.1	-9	-5
230 - Energy generation and supply	11 594	8 060	11 014	5 319	31 236	27 004	58 991	45 417	80 264	101 737	380 634	1.0	777	72
240 - Banking and financial services	31 207	46 372	46 561	37 299	44 810	62 036	62 555	27 925	62 556	63 191	484 513	1.3	102	1
250 - Business and other services	1 177	37 100	5 079	14 644	6 151	12 274	44 300	29 720	24 119	15 306	189 870	0.5	1201	-65
311 - Agriculture	106 686	108 575	101 872	96 775	104 168	146 046	174 819	172 081	203 071	288 770	1 502 862	4.1	171	65
312 - Forestry	9 564	8 024	6 643	6 582		1 874	1 256	1 345	180 932	1 338	217 558	0.6	-86	7
313 - Fishing	9 000	71	10 188	10 420	15 251	15 475	21 579	13 893	14 024	10 790	120 691	0.3	20	-50
321 - Industry	2 783	2 926	13 810	10 222	16 324	25 218	14 483	14 631	30 999	34 668	166 063	0.5	1146	139
331 - Trade policy and regulations and trade-related ad.	2 614	2 916	1 850		4 500	7 560	5 342	15 533	15 998	8 150	64 463	0.2	212	53
332 - Tourism		246	108								354	0.0		
410 - General environmental protection	22 614	18 851	17 895	6 914	26 681	120 113	118 736	129 890	74 264	98 337	634 294	1.7	335	-17
430 - Other multisector	121 664	100 671	295 473	308 759	369 874	484 554	530 571	470 582	378 986	338 641	3 399 774	9.3	178	-36
510 - General budget support				20 000	19 000						39 000	0.1		
520 - Developmental food aid / Food security assistance	15 567	17 981	552					1 271	987		36 358	0.1		
530 - Other commodity assistance							14 500				14 500	0.0		
720 - Emergency Response	27 926	70 500	106 607	127 650	95 987	395 534	438 962	369 784	409 549	406 106	2 448 607	6.7	1354	-7
730 - Reconstruction relief and rehabilitation	21 067	11 940		9 634	38 259	46 153	11 989	34 393	236 371	16 321	426 126	1.2	-23	36
740 - Disaster prevention and preparedness							5 000	67 783	66 147	85 924	224 854	0.6		1618
998 - Unallocated/unspecified	54	51	46	250	2 958	3 420	7 124	4 175	9 553	14 065	41 697	0.1	25843	97
Totalt	1 690 786	1 796 614	2 411 700	2 812 778	3 194 076	4 265 118	4 827 591	5 256 816	5 112 225	5 177 647	36 545 351	100.0	206	7

Table 6.2 *Gender-marked aid as share of total development aid within each DAC sector (percent)*

	Year (%)											Total	% growth since	
	2002	2003	2004	2005	2006	2007	2008	2009	2010	2011	2002		2008	
111 - Education, level unspecified	16.4	41.2	43.0	58.9	57.0	58.6	51.4	44.6	47.5	49.9	49.3	204	-3	
112 - Basic education	65.1	58.5	66.7	61.4	68.7	88.1	81.1	71.0	83.8	88.2	74.0	36	9	
113 - Secondary education	74.0	42.0	67.0	30.5	24.7	32.4	19.3	17.0	19.0	46.5	35.1	-37	141	
114 - Post-secondary education	20.9	28.6	23.5	25.2	34.1	39.2	51.9	52.5	41.7	39.4	37.9	88	-24	
121 - Health, general	20.5	32.7	61.8	49.3	45.8	59.9	56.1	50.0	46.3	58.3	48.9	184	4	
122 - Basic health	39.9	20.7	24.9	30.5	23.4	40.6	71.3	56.9	65.2	45.1	44.7	13	-37	
130 - Population policies/programmes and repro	35.6	39.5	54.4	56.4	63.9	56.9	65.4	78.2	71.3	73.1	62.3	105	12	
140 - Water and sanitation	19.3	17.5	27.7	10.8	11.4	15.3	10.9	33.0	22.2	34.3	19.4	78	213	
151 - Government and civil society, general	24.0	27.8	26.8	28.4	30.2	39.5	46.9	50.3	45.5	49.7	39.0	107	6	
152 - Conflict prevention and resolution, peace a	14.6	9.4	5.0	5.6	9.4	16.6	16.6	19.2	20.2	26.9	16.7	85	62	
160 - Other social infrastructure and services	38.6	25.1	31.9	26.4	31.2	26.0	26.0	40.6	32.2	30.9	30.8	-20	19	
210 - Transport and storage	1.0	0.3	0.1	0.0	0.0	1.2	12.8	0.8	1.6	0.0	0.7	-100	-100	
220 - Communications	7.3	30.1	31.5	33.9	6.3	11.3	6.1	-12.7	-10.8	29.5	19.7	302	383	
230 - Energy generation and supply	3.1	1.8	2.6	0.8	5.1	1.6	5.3	8.0	7.9	6.6	4.5	115	24	
240 - Banking and financial services	35.8	60.4	29.1	34.1	53.7	25.4	28.3	9.8	24.8	8.3	21.2	-77	-71	
250 - Business and other services	0.9	24.7	2.3	6.4	2.4	4.5	20.9	12.4	12.5	7.7	9.1	718	-63	
311 - Agriculture	32.2	36.9	28.9	30.2	28.2	32.7	41.8	35.2	43.9	61.5	38.0	91	47	
312 - Forestry	21.5	26.9	14.3	26.3	0.0	6.3	0.7	0.1	6.7	0.1	3.6	-100	-90	
313 - Fishing	8.9	0.1	9.3	5.0	11.9	13.3	17.6	10.0	10.2	7.1	9.1	-21	-60	
321 - Industry	5.7	198.8	19.6	13.2	20.3	36.6	30.9	24.1	25.9	37.8	24.9	564	22	
322 - Mineral resources/ mining	0.0	0.0	0.0	0.0	0.0	0.0	0.0	0.0	0.0	0.0	0.0			
323 - Construction	0.0	0.0	0.0	0.0	0.0	0.0	0.0	0.0	0.0	0.0	0.0			
331 - Trade policy and regulations and trade-rel	6.8	5.0	2.8	0.0	5.5	5.8	4.5	12.4	13.0	7.3	6.9	8	61	
332 - Tourism	0.0	4.4	2.7	0.0	0.0	0.0	0.0	0.0	0.0	0.0	0.2			
410 - General environmental protection	6.3	5.0	4.8	1.8	5.7	21.2	17.5	14.5	9.8	12.8	11.3	103	-27	
430 - Other multisector	30.4	16.9	52.3	30.9	42.2	49.2	56.4	69.2	39.9	39.6	43.3	30	-30	
510 - General budget support	0.0	0.0	0.0	5.1	3.3	0.0	0.0	0.0	0.0	0.0	0.6			
520 - Developmental food aid / Food security ass	79.7	62.7	100.0	0.0	0.0	0.0	0.0	24.1	23.4	0.0	31.3			
530 - Other commodity assistance				0.0	0.0	0.0	97.5	0.0	0.0		68.4			
600 - Action relating to debt	0.0	0.0	0.0	0.0	0.0	0.0	0.0	0.0	0.0	0.0	0.0			
720 - Emergency Response	2.7	5.7	10.6	6.0	7.0	25.1	27.5	31.4	23.4	23.0	16.7	751	-16	
730 - Reconstruction relief and rehabilitation	14.1	10.0	0.0	10.3	42.1	29.9	10.7	38.8	81.3	10.9	32.0	-23	2	
740 - Disaster prevention and preparedness							9.9	52.0	55.7	45.2	45.9		358	
910 - Administration costs/multilateral	0.0	0.0	0.0	0.0	0.0	0.0	0.0	0.0	0.0	0.0	0.0			
930 - Refugees in donor countries	0.0	0.0	0.0	0.0	0.0	0.0	0.0	0.0	0.0	0.0	0.0			
998 - Unallocated/unspecified	0.0	0.0	0.0	0.1	0.8	1.0	2.6	1.2	2.8	3.8	1.6	9 215	46	
Totalt	12.5	12.4	16.3	15.6	17.0	19.6	21.1	20.5	18.5	18.7	17.8	50	-11	

Table 6.3 Gender-marked aid by target area and DAC sectors (1000 NOK)

	Year										Total	%	% growth since	
	2002	2003	2004	2005	2006	2007	2008	2009	2010	2011			2002	2008
Economic development and trade	295 364	325 568	480 894	504 693	584 286	757 392	873 081	749 389	734 468	763 130	6 068 267	16.6	158	-13
210 - Transport and storage	695	481	50			1 350	1 120	501	501		4 699	0.0	-100	-100
220 - Communications	3 971	8 230	5 350	6 575	4 208	2 878	3 813	3 251	3 228	3 614	45 119	0.1	-9	-5
240 - Banking and financial services	31 207	46 372	46 561	37 299	44 810	62 036	62 555	27 925	62 556	63 191	484 513	1.3	102	1
250 - Business and other services	1 177	37 100	5 079	14 644	6 151	12 274	44 300	29 720	24 119	15 306	189 870	0.5	1201	-65
311 - Agriculture	106 686	108 575	101 872	96 775	104 168	146 046	174 819	172 081	203 071	288 770	1 502 862	4.1	171	65
313 - Fishing	9 000	71	10 188	10 420	15 251	15 475	21 579	13 893	14 024	10 790	120 691	0.3	20	-50
321 - Industry	2 783	2 926	13 810	10 222	16 324	25 218	14 483	14 631	30 999	34 668	166 063	0.5	1146	139
331 - Trade policy and regulations and trade-related adjustme	2 614	2 916	1 850		4 500	7 560	5 342	15 533	15 998	8 150	64 463	0.2	212	53
332 - Tourism		246	108								354	0.0		
430 - Other multisector	121 664	100 671	295 473	308 759	369 874	484 554	530 571	470 582	378 986	338 641	3 399 774	9.3	178	-36
510 - General budget support				20 000	19 000						39 000	0.1		
520 - Developmental food aid / Food security assistance	15 567	17 981	552					1 271	987		36 358	0.1		
530 - Other commodity assistance							14 500				14 500	0.0		
Education	398 237	535 519	712 397	929 622	1 050 726	1 094 429	1 051 510	1 062 995	1 062 635	1 116 359	9 014 431	24.7	180	6
111 - Education, level unspecified	26 972	88 697	126 652	210 324	253 467	230 834	138 369	149 545	151 785	117 358	1 494 003	4.1	335	-15
112 - Basic education	288 301	380 759	520 791	658 055	731 584	768 379	748 893	731 705	775 273	888 064	6 491 803	17.8	208	19
113 - Secondary education	43 174	10 667	21 497	15 642	15 761	13 644	10 070	11 869	10 797	22 848	175 971	0.5	-47	127
114 - Post-secondary education	39 790	55 396	43 457	45 601	49 915	81 572	154 178	169 876	124 781	88 088	852 654	2.3	121	-43
Emergency assistance	48 993	82 440	106 607	137 285	134 246	441 686	455 950	471 960	712 067	508 351	3 099 587	8.5	938	11
720 - Emergency Response	27 926	70 500	106 607	127 650	95 987	395 534	438 962	369 784	409 549	406 106	2 448 607	6.7	1354	-7
730 - Reconstruction relief and rehabilitation	21 067	11 940		9 634	38 259	46 153	11 989	34 393	236 371	16 321	426 126	1.2	-23	36
740 - Disaster prevention and preparedness							5 000	67 783	66 147	85 924	224 854	0.6		1618
Environment and energy	43 773	34 935	35 552	18 815	57 916	148 991	178 982	176 652	335 459	201 412	1 232 487	3.4	360	13
230 - Energy generation and supply	11 594	8 060	11 014	5 319	31 236	27 004	58 991	45 417	80 264	101 737	380 634	1.0	777	72
312 - Forestry	9 564	8 024	6 643	6 582		1 874	1 256	1 345	180 932	1 338	217 558	0.6	-86	7
410 - General environmental protection	22 614	18 851	17 895	6 914	26 681	120 113	118 736	129 890	74 264	98 337	634 294	1.7	335	-17
Good governance	409 143	406 468	464 858	550 597	657 140	1 063 628	1 258 135	1 566 080	1 430 576	1 662 017	9 468 641	25.9	306	32
151 - Government and civil society, general	363 510	371 171	446 343	523 375	560 326	872 264	1 059 401	1 323 152	1 167 690	1 314 063	8 001 294	21.9	261	24
152 - Conflict prevention and resolution, peace and security	45 633	35 297	18 515	27 222	96 814	191 364	198 734	242 928	262 886	347 954	1 467 347	4.0	662	75
Health and social services	495 221	411 632	611 346	671 516	706 803	755 572	1 002 809	1 225 564	827 466	912 313	7 620 242	20.9	84	-9
121 - Health, general	52 841	107 051	162 342	182 444	172 599	241 848	206 639	174 015	161 597	237 266	1 698 642	4.6	349	15
122 - Basic health	82 630	39 436	63 062	101 427	83 187	111 255	324 983	344 379	134 942	169 222	1 454 522	4.0	105	-48
130 - Population policies/programmes and reproductive health	89 786	109 527	146 720	162 241	246 730	226 962	293 923	396 921	324 399	317 605	2 314 813	6.3	254	8
140 - Water and sanitation	41 691	26 541	58 822	30 531	26 300	41 792	27 886	86 256	52 137	44 244	436 202	1.2	6	59
160 - Other social infrastructure and services	228 272	129 078	180 400	194 873	177 987	133 715	149 378	223 993	154 391	143 975	1 716 062	4.7	-37	-4
In donor costs and unspecified	54	51	46	250	2 958	3 420	7 124	4 175	9 553	14 065	41 697	0.1	25843	97
998 - Unallocated/unspecified	54	51	46	250	2 958	3 420	7 124	4 175	9 553	14 065	41 697	0.1	25843	97
Total	1 690 786	1 796 614	2 411 700	2 812 778	3 194 076	4 265 118	4 827 591	5 256 816	5 112 225	5 177 647	36 545 351	100.0	206	7

Table 6.4 *Gender-marked aid to Africa by target area and DAC sectors (1000 NOK)*

	Year										Total	%	% growth since	
	2002	2003	2004	2005	2006	2007	2008	2009	2010	2011			2002	2008
Economic development and trade	150 283	191 842	169 638	230 047	241 318	281 949	315 417	289 172	305 164	404 529	2 579 359	16.5	169	28
210 - Transport and storage	575	481				164	266				1 486	0.0		
220 - Communications		1 296	3 509	2 593	3 754	1 971	2 455	3 027	2 699	1 802	23 107	0.1		-27
240 - Banking and financial services	13 450	17 688	15 867	21 661	22 996	26 092	28 357	17 016	37 769	30 537	231 432	1.5	127	8
250 - Business and other services	51	11 500	3 763	3 573	2 888	1 700	2 016	1 700			27 191	0.2	-100	-100
311 - Agriculture	75 564	72 920	68 369	61 152	64 384	105 448	121 794	121 509	137 407	241 490	1 070 037	6.9	220	98
313 - Fishing	9 000	71	9 000	9 900	12 391	14 356	15 808	4 698	4 615	5 202	85 041	0.5	-42	-67
321 - Industry	1 493	97	6 442	748	8 754	8 388	7 171	297	6 600	9 880	49 870	0.3	562	38
331 - Trade policy and regulations and trade-related adjustments	28	235			900	1 800	300	3 000	2 714	375	9 352	0.1	1227	25
430 - Other multisector	34 555	69 573	62 135	130 419	125 249	122 029	137 250	137 709	113 145	115 245	1 047 311	6.7	234	-16
520 - Developmental food aid / Food security assistance	15 567	17 981	552					216	216		34 532	0.2	-100	
Education	286 620	238 339	245 546	275 086	316 500	360 231	297 644	217 963	199 477	188 645	2 626 051	16.8	-34	-37
111 - Education, level unspecified	16 007	64 899	113 458	168 590	188 236	176 494	80 694	9 910	12 336	13 822	844 447	5.4	-14	-83
112 - Basic education	233 414	123 303	95 705	71 872	89 612	112 500	96 322	90 896	89 679	103 833	1 107 137	7.1	-56	8
113 - Secondary education	8 824	7 932	8 798	4 796	3 782	7 010	7 881	8 156	4 850	16 006	78 034	0.5	81	103
114 - Post-secondary education	28 375	42 204	27 585	29 828	34 870	64 227	112 747	109 000	92 612	54 984	596 432	3.8	94	-51
Emergency assistance	28 058	43 760	83 134	105 846	63 930	223 650	306 002	268 831	64 189	107 233	1 294 633	8.3	282	-65
720 - Emergency Response	10 632	33 760	83 134	99 846	42 671	197 189	294 013	239 759	59 969	101 892	1 162 864	7.5	858	-65
730 - Reconstruction relief and rehabilitation	17 426	10 000		6 000	21 259	26 461	11 989	18 693	1 200		113 028	0.7	-100	-100
740 - Disaster prevention and preparedness								10 379	3 020	5 342	18 741	0.1		
Environment and energy	23 979	19 297	22 473	8 272	43 493	37 730	60 312	69 669	75 042	132 216	492 481	3.2	451	119
230 - Energy generation and supply	10 500	7 000	10 000	3 500	26 156	21 639	38 964	25 079	39 977	89 838	272 652	1.7	756	131
312 - Forestry	2 714	2 990	2 563	2 606		1 807	983	1 345	932	648	16 588	0.1	-76	-34
410 - General environmental protection	10 765	9 307	9 911	2 166	17 337	14 284	20 365	43 244	34 134	41 729	203 242	1.3	288	105
Good governance	215 439	178 636	233 600	228 307	336 084	458 570	549 907	615 098	591 825	715 261	4 122 728	26.4	232	30
151 - Government and civil society, general	174 852	163 538	218 400	212 391	276 444	346 281	470 802	533 295	488 116	617 303	3 501 421	22.4	253	31
152 - Conflict prevention and resolution, peace and security	40 587	15 097	15 200	15 917	59 640	112 289	79 106	81 803	103 709	97 959	621 307	4.0	141	24
Health and social services	343 398	292 287	419 426	450 078	475 850	503 515	519 595	532 005	489 960	458 094	4 484 209	28.7	33	-12
121 - Health, general	36 708	87 132	140 178	162 404	159 663	174 771	140 040	139 184	126 098	63 467	1 229 643	7.9	73	-55
122 - Basic health	69 905	27 917	50 542	73 206	37 528	74 350	56 495	51 740	73 421	142 799	657 903	4.2	104	153
130 - Population policies/programmes and reproductive health	72 045	92 230	91 966	109 201	183 201	171 871	246 671	248 390	219 060	186 301	1 620 936	10.4	159	-24
140 - Water and sanitation	21 900	14 048	54 291	23 928	17 984	23 066	14 948	25 089	18 474	6 703	220 430	1.4	-69	-55
160 - Other social infrastructure and services	142 841	70 960	82 449	81 340	77 475	59 456	61 441	67 604	52 907	58 823	755 298	4.8	-59	-4
In donor costs and unspecified				250	752	457	1 054	280	496	140	3 428	0.0		-87
998 - Unallocated/unspecified				250	752	457	1 054	280	496	140	3 428	0.0		-87
Total	1 047 779	964 160	1 173 817	1 297 887	1 477 926	1 866 101	2 049 929	1 993 018	1 726 154	2 006 119	15 602 890	100.0	91	-2

Table 6.5 *Gender-marked aid to the Americas, by target area and DAC sectors (1000 NOK)*

	Year											Total	%	% growth since	
	2002	2003	2004	2005	2006	2007	2008	2009	2010	2011	2002			2008	
Economic development and trade	31 610	27 909	33 208	53 042	58 782	41 045	69 968	41 863	45 312	42 361	445 099	17.8	34	-39	
210 - Transport and storage	120		50								170	0.0			
240 - Banking and financial services	5 462	5 605	5 314	5 802	4 249	4 505	4 496	273	4 503	4 162	44 372	1.8	-24	-7	
250 - Business and other services			729	486							1 215	0.0			
311 - Agriculture	19 315	17 326	21 636	21 033	29 725	33 772	37 783	28 508	29 555	26 385	265 038	10.6	37	-30	
313 - Fishing			983	520	1 860	377	1 975	89	591	34	6 429	0.3		-98	
321 - Industry	553	112			147	1 722	464	2 777	500	56	6 331	0.3	-90	-88	
430 - Other multisector	6 160	4 867	4 496	5 200	3 801	669	25 249	10 216	10 162	11 725	82 544	3.3	90	-54	
510 - General budget support				20 000	19 000						39 000	1.6			
Education	12 955	19 938	23 165	23 022	19 435	33 027	25 196	27 072	29 638	27 562	241 009	9.6	113	9	
111 - Education, level unspecified	873	5 610	5 286	3 825	2 919	11 774	8 250	4 168	7 326	8 174	58 205	2.3	836	-1	
112 - Basic education	11 200	13 412	15 491	16 086	13 483	17 341	14 395	16 533	16 744	13 999	148 684	5.9	25	-3	
113 - Secondary education	881	330	1 487	1 892	1 562	1 706	1 679	2 089	1 910	1 847	15 382	0.6	110	10	
114 - Post-secondary education		586	901	1 219	1 471	2 207	873	4 282	3 659	3 542	18 738	0.7		306	
Emergency assistance	194	13 233	14 250	9 267	4 200	22 173	6 957	1 700	200 621	2 073	274 667	11.0	966	-70	
720 - Emergency Response	194	13 233	14 250	9 267	4 200	22 173	6 957				70 274	2.8	-100	-100	
730 - Reconstruction relief and rehabilitation								1 700	200 621	2 073	204 393	8.2			
Environment and energy	540	273	1 600			16 750	5 652	6 619	9 840	6 726	48 000	1.9	1145	19	
410 - General environmental protection	540	273	1 600			16 750	5 652	6 619	9 840	6 726	48 000	1.9	1145	19	
Good governance	70 590	75 717	86 371	112 028	98 543	139 006	126 361	161 797	144 009	163 428	1 177 850	47.1	132	29	
151 - Government and civil society, general	68 090	75 517	85 921	112 060	97 923	135 960	106 924	135 212	127 865	112 846	1 058 317	42.3	66	6	
152 - Conflict prevention and resolution, peace and security	2 500	200	450	-31	620	3 046	19 437	26 586	16 144	50 582	119 533	4.8	1923	160	
Health and social services	42 163	41 397	34 910	31 447	39 314	32 088	33 518	24 410	18 798	16 484	314 531	12.6	-61	-51	
121 - Health, general	9 566	9 393	8 746	10 612	9 489	673	461	483	402	356	50 181	2.0	-96	-23	
122 - Basic health	1 238	110		972	2 472	2 426	2 400	3 746	2 849	720	16 933	0.7	-42	-70	
130 - Population policies/programmes and reproductive health	7 424	6 544	4 917	4 279	7 574	5 988	10 027	10 329	5 736	6 219	69 036	2.8	-16	-38	
140 - Water and sanitation	5 754	7 199	1 436	1 166	1 166	2 198	2 095	1 922	3 039	4 517	30 494	1.2	-21	116	
160 - Other social infrastructure and services	18 182	18 152	19 811	14 418	18 612	20 803	18 535	7 930	6 772	4 672	147 887	5.9	-74	-75	
In donor costs and unspecified					25	750	-13	11			774	0.0		-100	
998 - Unallocated/unspecified					25	750	-13	11			774	0.0		-100	
Total	158 052	178 467	193 504	228 806	220 299	284 838	267 639	263 473	448 217	258 634	2 501 930	100.0	64	-3	

Table 6.6 *Gender-marked aid to Asia by target area and DAC sectors (1000 NOK)*

	Year										Total	%	% growth since	
	2002	2003	2004	2005	2006	2007	2008	2009	2010	2011			2002	2008
Economic development and trade	88 915	70 452	225 218	170 857	241 882	368 088	382 922	298 228	235 766	193 258	2 275 586	27.9	117	-50
210 - Transport and storage						1 187	854	501	501		3 043	0.0		
220 - Communications				228			2	224	530	508	1 492	0.0		30103
240 - Banking and financial services	2 122	13 079	15 380	8 336	14 065	22 540	21 210	8 636	9 284	6 340	120 992	1.5	199	-70
250 - Business and other services	1 008	25 000	188	10 585	2 840	7 960	12 799	2 895	884	306	64 464	0.8	-70	-98
311 - Agriculture	3 919	3 737	7 432	9 444	8 489	5 115	5 532	10 569	23 014	18 115	95 367	1.2	362	227
313 - Fishing					1 000	687	3 795	8 606	7 218	5 055	26 362	0.3		33
321 - Industry	738	2 716	7 367	9 474	7 182	5 226	1 580	1 868	-232	0	35 919	0.4		
331 - Trade policy and regulations and trade-related adjustments	180	13				1 000	152	911	925		3 180	0.0		
332 - Tourism		246	108								354	0.0		
430 - Other multisector	80 949	25 661	194 743	132 790	208 306	324 373	322 499	262 963	192 871	162 933	1 908 086	23.4	101	-49
520 - Developmental food aid / Food security assistance								1 055	771		1 826	0.0		
530 - Other commodity assistance							14 500				14 500	0.2		
Education	64 888	90 043	137 272	147 025	206 260	184 352	222 351	239 795	139 514	87 586	1 519 086	18.6	35	-61
111 - Education, level unspecified	8 810	9 180	4 662	22 144	54 413	28 844	21 564	108 904	83 467	51 805	393 793	4.8	488	140
112 - Basic education	20 215	73 544	114 225	110 276	133 698	141 040	163 641	87 904	36 422	19 740	900 705	11.0	-2	-88
113 - Secondary education	32 163	1 658	10 920	8 566	10 029	3 607	511		3 000	3 000	73 454	0.9	-91	487
114 - Post-secondary education	3 700	5 661	7 465	6 040	8 119	10 861	36 635	42 986	16 624	13 041	151 133	1.9	252	-64
Emergency assistance	19 680	15 118	6 071	18 875	55 055	109 150	52 437	45 945	261 972	202 273	786 575	9.6	928	286
720 - Emergency Response	16 039	13 178	6 071	15 241	38 055	89 459	52 437	42 373	207 864	149 141	629 858	7.7	830	184
730 - Reconstruction relief and rehabilitation	3 641	1 940		3 634	17 000	19 692			29 500	11 000	86 407	1.1	202	
740 - Disaster prevention and preparedness								3 571	24 608	42 132	70 311	0.9		
Environment and energy	17 484	11 614	9 054	7 539	11 018	22 147	34 433	35 264	233 154	28 471	410 179	5.0	63	-17
230 - Energy generation and supply	1 094	1 060	1 014	1 819	5 080	5 365	15 257	13 366	35 362	9 590	89 007	1.1	776	-37
312 - Forestry	6 850	5 034	4 081	3 977		67			180 000	690	200 698	2.5	-90	
410 - General environmental protection	9 540	5 520	3 960	1 744	5 938	16 716	19 176	21 898	17 792	18 191	120 474	1.5	91	-5
Good governance	73 345	87 839	91 396	109 287	140 676	238 974	317 588	352 294	311 371	340 021	2 062 790	25.3	364	7
151 - Government and civil society, general	70 799	87 839	89 896	105 977	106 458	191 762	253 406	304 122	276 891	303 827	1 790 976	22.0	329	20
152 - Conflict prevention and resolution, peace and security	2 546		1 500	3 310	34 218	47 213	64 182	48 172	34 480	36 194	271 814	3.3	1322	-44
Health and social services	76 895	52 859	92 622	101 070	97 836	129 563	120 991	183 040	101 623	141 081	1 097 578	13.5	83	17
121 - Health, general	5 729	9 845	11 738	8 472	2 767	64 027	41 261	8 196	6 779	31 299	190 113	2.3	446	-24
122 - Basic health	8 966	8 845	8 881	9 594	17 641	13 126	30 226	37 006	6 204	8 163	148 651	1.8	-9	-73
130 - Population policies/programmes and reproductive health	6 315	6 117	5 756	3 911	8 583	5 962	19 621	55 404	37 563	40 476	189 709	2.3	541	106
140 - Water and sanitation	9 738	660	2 373	5 065	7 150	16 328	10 843	59 119	19 724	32 700	163 699	2.0	236	202
160 - Other social infrastructure and services	46 147	27 392	63 874	74 028	61 695	30 120	19 040	23 314	31 354	28 443	405 407	5.0	-38	49
In donor costs and unspecified	51				306	471	626	489	244	43	2 231	0.0	-16	-93
998 - Unallocated/unspecified	51				306	471	626	489	244	43	2 231	0.0	-16	-93
Total	341 259	327 924	561 634	554 653	753 032	1 052 745	1 131 349	1 155 054	1 283 643	992 733	8 154 026	100.0	191	-12

Table 6.7 *Gender-marked aid to Europe by target area and DAC sector (1000 NOK)*

	Year											Total	%	% growth since	
	2002	2003	2004	2005	2006	2007	2008	2009	2010	2011	2002			2008	
Economic development and trade	250	1 900		1 774	502	14 896	26 963	19 809	25 289	11 491	102 874	14.2	4496	-57	
220 - Communications	250	1 900		0						1 181	3 331	0.5	372		
240 - Banking and financial services				1 500		2 400					3 900	0.5			
250 - Business and other services					235	2 614	6 985	2 625	2 935		15 394	2.1			
311 - Agriculture					30		9 710	7 496	6 993		24 229	3.4			
321 - Industry					240	9 882	4 826	9 688	10 360	10 310	45 307	6.3		114	
430 - Other multisector				274	-3		5 442		5 000		10 713	1.5			
Education				92	1 838	1 030	6 946	8 101	12 499	6 696	37 201	5.1		-4	
111 - Education, level unspecified							585	2 861	7 656	1 886	12 988	1.8		222	
112 - Basic education							5 734	2 900	2 200	2 200	13 034	1.8		-62	
113 - Secondary education						1 030		1 300	1 037	1 995	5 362	0.7			
114 - Post-secondary education				92	1 838		627	1 040	1 606	614	5 817	0.8		-2	
Emergency assistance						600	3 150			10 000	13 750	1.9		217	
720 - Emergency Response						600	3 150			10 000	13 750	1.9		217	
Environment and energy	22						2 031	3 196	1 883		7 132	1.0			
230 - Energy generation and supply							2 031	3 196	1 883		7 110	1.0			
410 - General environmental protection	22										22	0.0			
Good governance	18 429	11 646	10 659	7 492	19 890	30 824	106 242	82 800	102 331	110 517	500 830	69.3	500	4	
151 - Government and civil society, general	18 429	11 646	10 659	7 492	19 890	27 424	91 829	67 836	81 558	87 512	424 275	58.7	375	-5	
152 - Conflict prevention and resolution, peace and security						3 400	14 413	14 964	20 773	23 005	76 555	10.6		60	
Health and social services		4 067	1 000	5 989	9 189	5 776	16 857	10 027	6 255	1 969	61 129	8.5		-88	
121 - Health, general						1 648	1 000				2 648	0.4		-100	
122 - Basic health						6 075	2 200	550	55		8 880	1.2		-100	
130 - Population policies/programmes and reproductive health			1 000			1 000					2 000	0.3			
140 - Water and sanitation						200					200	0.0			
160 - Other social infrastructure and services		4 067		5 989	2 114	3 928	13 657	9 477	6 199	1 969	47 401	6.6		-86	
Total	18 701	17 613	11 659	15 347	31 419	53 126	162 189	123 933	148 256	140 673	722 916	100.0	652	-13	

Table 6.8 *Gender-marked aid to Oceania by target area and DAC sectors (1000 NOK)*

	Year											Total	%	% growth since	
	2002	2003	2004	2005	2006	2007	2008	2009	2010	2011	2002			2008	
Environment and energy	1 244	1 604	2 274	3 003	3 406	3 618	5 997	6 945	6 962	7 124	42 176	98.1	473	19	
312 - Forestry							273				273	0.6		-100	
410 - General environmental protection	1 244	1 604	2 274	3 003	3 406	3 618	5 724	6 945	6 962	7 124	41 904	97.5	473	24	
Good governance										445	445	1.0			
151 - Government and civil society, general										445	445	1.0			
Health and social services	350										350	0.8			
160 - Other social infrastructure and services	350										350	0.8			
Total	1 594	1 604	2 274	3 003	3 406	3 618	5 997	6 945	6 962	7 569	42 971	100.0	375	26	

Table 6.9 Gender-marked aid to Middle East by target area and DAC sectors (1000 NOK)

	Year											Total	%	% growth since	
	2002	2003	2004	2005	2006	2007	2008	2009	2010	2011	2002			2008	
Economic development and trade	3 300	3 661	1 458	1 458	3 000	10 500		6 500	10 072	16 998	56 948	4.9	415		
240 - Banking and financial services											16 000	1.4			
311 - Agriculture	3 300	3 661	1 458	1 458						4 600	14 477	1.2	-100		
430 - Other multisector					3 000	10 500		6 500	5 472	998	26 471	2.3			
Education	21 543	16 312	22 982	38 719	12 648	12 276	19 527	31 471	56 618	52 007	284 104	24.3	141	166	
111 - Education, level unspecified	50	564	2 600	14 010	5 968	11 486	16 377	23 191	41 000	41 545	156 792	13.4	82990	154	
112 - Basic education	20 188	15 000	20 091	24 320	6 291	498	2 800	7 602	14 478	9 966	121 233	10.4	-51	256	
113 - Secondary education	1 306	747	292	389	389	292		324			3 738	0.3			
114 - Post-secondary education							350	354	1 141	496	2 341	0.2		42	
Emergency assistance		8 700		3 000	3 000	72 201	64 111	16 633	28 219	23 418	219 281	18.8		-63	
720 - Emergency Response		8 700		3 000	3 000	72 201	64 111	16 633	28 219	23 418	219 281	16.3		-72	
730 - Reconstruction relief and rehabilitation									14 000	5 050	22 298	1.9			
740 - Disaster prevention and preparedness								2 333	1 944	2 170	6 447	0.6			
Good governance	1 214	2 380	8 441	17 314	29 043	37 065	41 696	53 572	90 284	88 585	369 596	31.7	7196	112	
151 - Government and civil society, general	1 214	2 380	8 441	16 299	26 767	26 556	36 846	49 625	87 174	73 406	328 710	28.2	5946	99	
152 - Conflict prevention and resolution, peace and security				1 015	2 276	10 509	4 850	3 947	3 110	15 179	40 886	3.5		213	
Health and social services	14 879	11 905	14 901	32 080	27 835	20 606	11 421	24 072	42 237	37 600	237 536	20.3	153	229	
121 - Health, general		680	680	680	680	729	702	594		11 500	16 247	1.4		1538	
122 - Basic health	2 522	2 564	1 912	15 855	17 572	2 836		7 946	18 338	13 849	83 394	7.1	449		
130 - Population policies/programmes and reproductive health							10 000	3 947	4 450	3 700	26 137	2.2		-6	
140 - Water and sanitation		934	722							10 000	11 656	1.0			
160 - Other social infrastructure and services	12 357	7 726	11 586	15 544	9 583	7 040	6 772	11 082	9 859	8 552	100 102	8.6	-31	26	
Total	40 937	42 958	47 782	92 571	75 527	152 648	136 754	132 248	227 431	218 609	1 167 464	100.0	434	60	

Table 6.10 Gender-marked aid to local NGOs, 20 largest partner recipients (1000 NOK)

	Year										Total	%	% growth since	
	2002	2003	2004	2005	2006	2007	2008	2009	2010	2011			2002	2008
Conservation Farming Unit (ZAM)					3 000	32 003	38 480	39 484	33 033	78 307	224 307	8.4		103
NASFAM - National Smallholder Farmers Association of Malawi		11 500	8 000	8 500	9 000	17 000	16 000	16 000	16 000	24 000	126 000	4.7		50
ISS - Institute for Security Studies			6 694	7 500	11 000	10 857	11 000	10 500	10 500	12 000	80 051	3.0		9
NGOCC - Non-Governmental Organisation Coord Council (ZAM)	1 500	7 008	8 800	5 000	7 000	6 400	10 000	10 558	5 000	9 228	70 495	2.6	515	-8
MJ - Manusher Jonno						10 000	10 000	10 016	20 000	20 000	70 016	2.6		100
Haydom Lutheran Hospital			5 500	5 750		3 600	1 400	3 800	20 300	15 300	55 650	2.1		993
IIDH - Instituto Interamericano de Derechos Humanos	2 851	3 940	5 697	4 742	5 613	8 815	3 627	7 000	7 000	3 000	52 286	1.9	5	-17
FADCANIC - F. para la Aut. y Des. de la Costa Atlántica de Nicaragua	2 258	2 453	2 644	3 931	6 001	1 499	4 119	9 200	7 021	8 260	47 386	1.8	266	101
FAWE - Forum African Women Educationalists		7 140		4 000	4 000	4 000	6 500	7 000	5 000	6 000	43 640	1.6		-8
Save the Children - local partner					2 850	5 000	2 500	3 929	16 973	10 273	41 525	1.5		311
AIT - Asian Institute of Technology		3 835	6 971	4 372	4 098	2 720	5 101	5 000	3 081	5 000	40 178	1.5		-2
BLM - Banja la Mtsogolo					2 348	5 000	3 000	2 000	6 000	21 500	39 848	1.5		617
Free Media Foundation, Pakistan			5 500	4 384	14 000		6 000		5 500	3 480	38 864	1.4		-42
EARTH University - E. de Ag. de la Region Tropical Humeda	4 788	4 127	4 409	4 133	6 304	2 756	2 408	3 738	3 233	2 600	38 497	1.4	-46	8
MISA Namibia - Media Institute of Southern Africa, Namibia	3 000	4 000	3 000	3 000	4 000	6 000	5 000	4 000	4 000		36 000	1.3		
TERI - The Energy and Resource Institute							9 000	8 200	8 500	9 570	35 270	1.3		6
Norwegian Church Aid - local office					3 496	5 594	2 910	9 785	8 002	3 000	32 787	1.2		3
ZNAN - Zambia National Aids Network			6 000	7 500	10 500	8 400					32 400	1.2		
ADPP - Ajuda de Desenvolvimento de Povo para Povo				4 000	5 000	3 850	7 150	5 000	4 000		29 000	1.1		-100
UMVA - Uganda Market Vendors' Association			500	2 000	2 800	2 700	4 995	5 730	5 875	4 270	28 870	1.1		-15
<i>Total 20 largest partners</i>	<i>14 398</i>	<i>44 003</i>	<i>63 716</i>	<i>68 812</i>	<i>101 010</i>	<i>136 194</i>	<i>149 191</i>	<i>160 941</i>	<i>189 018</i>	<i>235 789</i>	<i>1 163 070</i>	<i>43.4</i>	<i>1538</i>	<i>58</i>
Total	89 727	143 079	162 094	174 842	215 308	326 271	324 963	355 420	407 701	482 361	2 681 765	100	438	48

Table 6.11 *Gender-marked aid to international NGOs, 20 largest agreement partners (1000 NOK)*

	Year										Total	%	% growth since	
	2002	2003	2004	2005	2006	2007	2008	2009	2010	2011			2002	2008
BRAC - Building Resources Across Communities		8 728	35 911	18 293	30 525	33 754	25 362		8 200	3 800	164 573	8.7		-85
Aga Khan Foundation	5 069	11 634	9 477	10 402	5 359	10 609	16 664	23 900	36 837	16 010	145 962	7.7	216	-4
IPPF - International Planned Parenthood Federation			40 000	40 000	41 000		0	7 544	2 600	10 000	141 144	7.4		
CHAI - Clinton Health Access Initiative						21 900	30 916	50 110	20 591	8 642	132 160	7.0		-72
ACTED - Agency for Technical Cooperation And Dev.							20 000	32 154	26 929	39 718	118 801	6.3		99
DACCAR - Danish Com. for Aid to Afghan Refugees					1 410	12 190	6 984	14 616	10 000	20 727	65 926	3.5		197
Henry Dunant Centre for Humanitarian Dialogue									10 000	44 000	54 000	2.9		
Swedish Cooperative Centre					5 000	5 800	5 700	6 000	14 830	15 500	52 830	2.8		172
WWB - Women's World Banking	10 000	10 000	10 000		3 500	3 500	5 000	2 000	1 000		45 000	2.4	-100	
Right to Play			2 620		-71	8 041	8 176	9 061	12 079	3 000	42 907	2.3		-63
WUSC - World University Services of Canada			2 100	750	3 622	3 816	1 712	3 000	12 767	8 533	36 300	1.9		398
ICIMOD - Int. C. for Integrated Mountain Dev.						0	5 000	5 000	5 000	20 000	35 000	1.8		300
UN Foundation									3 625	28 000	31 625	1.7		
The Asia Foundation	-2					9 060	4 094	3 783	3 771	10 328	31 034	1.6		152
SNV - Netherlands Development Organisation			16	228	5 200	5 708	4 532	3 566	4 344	4 138	27 733	1.5		
IPAS							5 021	6 000	8 000	7 500	26 521	1.4		49
NDI - National Democratic Institute								2 000		22 954	24 954	1.3		
PANOS Institute	3 450	4 350	1 500	3 000		2 500	2 300	2 600	2 600	2 600	24 900	1.3	-25	
CLUSA - The Cooperative League of the USA				1 003		4 653	4 460	4 919	3 433	5 300	23 768	1.3		19
AWEPA - European Parliamentarians for Africa	2 100	2 950	850	800	1 500	983	1 000	5 173	4 000	4 140	23 495	1.2	97	314
<i>Total 20 largest partners</i>	<i>20 617</i>	<i>37 662</i>	<i>102 474</i>	<i>74 476</i>	<i>97 046</i>	<i>122 514</i>	<i>146 921</i>	<i>181 427</i>	<i>190 606</i>	<i>274 890</i>	<i>1 248 634</i>	<i>65.9</i>	<i>1233</i>	<i>87</i>
Totalt	33 613	47 655	116 431	102 149	125 075	169 592	224 775	311 627	304 283	459 442	1 894 643	100	1 267	104

Table 6.12 *Gender-marked aid to Norwegian NGOs, 20 largest agreement partners (1000 NOK)*

Norwegian NGOs, 20 largest partners (1000 NOK)	Year											Total	%	% growth since	
	2002	2003	2004	2005	2006	2007	2008	2009	2010	2011	2002			2008	
Norwegian Church Aid (Kirkens Nødhjelp)	103 256	118 326	152 493	158 549	192 732	210 740	317 102	284 917	241 131	247 272	2 026 517	18.4	139	-22	
Norwegian Refugee Council (Flyktninghjelpen)	1 389	25 420	31 515	38 773	69 909	215 360	151 395	268 799	282 003	267 324	1 351 887	12.3	19150	77	
Norwegian People's Aid (Norsk Folkehjelp)	93 800	80 137	93 781	84 675	126 098	137 779	207 354	163 986	148 647	150 304	1 286 561	11.7	60	-28	
Digni	86 629	91 449	94 129	95 954	102 146	105 299	105 878	104 238	99 861	103 721	989 305	9.0	20	-2	
CARE Norway	50 200	65 009	50 464	54 123	64 000	68 835	64 812	114 532	84 580	66 225	682 780	6.2	32	2	
Norwegian Red Cross (Norges Røde Kors)	2 510	2 527	2 819	29 554	18 012	109 497	65 872	134 787	68 715	101 340	535 633	4.9	3937	54	
Save the Children Norway (Redd Barna Norge)	11 760	9 913	8 106	7 962	22 242	61 562	74 141	90 764	64 497	41 361	392 308	3.6	252	-44	
Strømme Foundation	19 205	36 000	38 120	38 544	44 545	43 162	47 306	42 537	43 152	37 604	390 175	3.5	96	-21	
The Development Fund (Utviklingsfondet)	23 918	28 230	26 750	33 986	25 560	41 158	45 723	51 364	52 483	51 070	380 240	3.5	114	12	
FOKUS - Forum for Women and Development	15 050	17 018	16 755	48 321	19 097	22 000	32 390	31 097	38 020	31 404	271 151	2.5	109	-3	
The Atlas Alliance	24 365	25 450	22 430	25 888	29 585	24 336	24 422	20 467	23 837	24 630	245 409	2.2	1	1	
FORUT – Campaign for Development and Solidarity	2 012	2 032	25 848	26 042	26 042	24 010	25 042	29 254	29 254	29 188	218 723	2.0	1351	17	
LO –The Norwegian Confederation of Trade Unions	18 183	15 604	14 351	14 176	24 000	23 500	26 076	26 500	27 754	26 249	216 393	2.0	44	1	
Caritas Norway	10 714	18 780	21 795	17 098	23 900	26 824	22 010	26 356	25 956	21 237	214 669	1.9	98	-4	
Plan Norway	2 485	5 819	811	2 764	5 952	16 758	24 500	34 540	21 909	36 698	152 236	1.4	1377	50	
CRN - Christian Relief Network			11 100	13 590	16 089	9 380	9 476	15 917	32 134	36 623	144 308	1.3		286	
Royal Norwegian Society for Development (Det Kgl. Selskap for Norges Vel)	22 278	20 465	17 911	15 678	1 996	535	8 850	11 992	19 670	16 050	135 424	1.2	-28	81	
SAIH – Students' and Academics' International Assistance Fund	10 644	8 763	9 783	9 349	8 580	8 107	8 819	19 000	20 100	20 600	123 745	1.1	94	134	
AiN – Norwegian Afghanistan Committee	5 773	6 962	5 638	6 216	10 800	13 988	5 501	2 000	10 000	13 600	80 478	0.7	136	147	
SOS-Children's Villages Norway (SOS Barnebyer)	450	389	8 000	8 782	9 229	7 484	7 363	12 000	12 000	14 000	79 697	0.7	3011	90	
<i>Total 20 largest partners</i>	<i>504 619</i>	<i>578 292</i>	<i>652 597</i>	<i>730 023</i>	<i>840 514</i>	<i>1 170 314</i>	<i>1 274 030</i>	<i>1 485 045</i>	<i>1 345 703</i>	<i>1 336 500</i>	<i>9 917 640</i>	<i>90.1</i>	<i>165</i>	<i>5</i>	
Totalt	556 336	639 868	729 013	807 260	934 582	1 294 673	1 416 452	1 635 203	1 491 929	1 506 086	11 011 403	100	171	6	

Table 6.13 *Multilateral organisations, 20 largest agreement partners (1000 NOK)*

	Year										Total	%	% growth since	
	2002	2003	2004	2005	2006	2007	2008	2009	2010	2011			2002	2008
UNICEF- United Nations Children's Fund	208 927	217 354	357 192	545 150	611 322	551 530	574 617	635 198	690 090	686 299	5 077 679	36.4	228	19
UNDP - UN Development Programme	136 127	95 806	79 393	123 464	158 877	224 711	359 918	359 282	495 319	383 272	2 416 168	17.3	182	6
IBRD - Int. Bank for Reconstruction and Development	52 812	23 510	13 000	6 500	15 500	174 289	371 166	337 500	136 009	244 750	1 375 036	9.9	363	-34
World Bank		0	193 931	115 000	157 016	194 000	191 000	246 000	208 400	6 000	1 311 347	9.4		-97
UNFPA - UN Population Fund	41 650	25 850	12 115	13 949	12 604	56 101	78 334	79 988	105 667	78 272	504 530	3.6	88	0
WHO - World Health Organization	15 000	1 933	7 600	18 540	5 400	35 716	43 276	46 324	23 674	108 885	306 349	2.2	626	152
UNIFEM - UN Development Fund for Women	1 500	2 232	1 743	12 146	9 423	67 867	22 467	92 559	48 636	41 707	300 279	2.2	2680	86
ILO - International Labour Organisation	20 659	7 029	2 800	10 362	5 776	9 631	12 710	104 487	60 023	54 839	288 316	2.1	165	331
UNHCR - UN Office of the UN High Com. for Refugees	1 727	7 000	69 342	14 297	20 209	25 000	42 990	28 240	36 700	30 612	276 117	2.0	1673	-29
ASDB - Asian Development Bank		25 000	8 889	38 000	34 631	41 375	68 708	58 643			275 246	2.0		
WFP - World Food Programme		10 000	15 000	36 000	47 675	21 510	52 200	2 100	6 741	2 881	194 107	1.4		-94
FAO - Food and Agricultural Org. of the United Nations	12 568	14 249	757	6 270	7 000	15 669	15 283	36 007	28 325	6 860	142 989	1.0	-45	-55
UNOPS - UN Office for Project Services						61 000	39 000	0	19 540	19 500	139 040	1.0		-50
IOM - International Organisation for Migration	4 123	3 792	4 652	10 517	12 018	21 590	13 634	15 883	7 153	7 393	100 755	0.7	79	-46
UNRWA - UN Relief and Works Agency						13 500	2 300		57 040	26 707	99 547	0.7		1061
IDEA - Int. Institute for Democracy and Electoral Assistance	2 250		71		1 815	14 148	6 500	28 350	15 925	20 931	89 990	0.6	830	222
IDB - Inter-American Development Bank	4 739	5 722	12 895	14 000	4 000	19 000	18 000	5 000			83 356	0.6	-100	-100
PAHO - Pan American Health Organisation	9 607	7 417	7 021	8 837	11 960	7 578	7 637	7 273	8 708	5 155	81 194	0.6	-46	-33
UN Women								11 000	10 700	54 436	76 136	0.5		
WTO - ITC - International Trade Center							22 500	22 500	15 000	15 000	75 000	0.5		-33
<i>Total 20 largest partners</i>	<i>511 689</i>	<i>446 894</i>	<i>786 399</i>	<i>973 032</i>	<i>1 115 226</i>	<i>1 554 215</i>	<i>1 942 240</i>	<i>2 116 335</i>	<i>1 973 652</i>	<i>1 793 500</i>	<i>13 213 181</i>	<i>94.8</i>	<i>251</i>	<i>-8</i>
Totalt	568 460	512 443	821 480	1 017 476	1 155 350	1 669 556	2 019 995	2 195 922	2 048 957	1 924 527	13 934 165	100	239	-5

Table 6.14 *Gender-marked aid to ministries, 20 largest agreement partners*

	Year											Total	%	% growth since	
	2002	2003	2004	2005	2006	2007	2008	2009	2010	2011	2002			2008	
Malawi Ministry of Finance	5 850	11 161	28 098	48 346	72 152	63 254	64 017	111 049	93 800	87 417	585 144	4.2	1394	37	
Tanzania Ministry of Finance	84 000	76 757	100 590	29 400	33 800	70 500	59 839	9 822	42 722	44 801	552 232	4.0	-47	-25	
Nepal Ministry of Finance	2 169	2 603	24 250	35 000	35 000	76 056	70 765	81 347	93 816	86 000	507 006	3.6	3864	22	
Mozambique Ministry of Foreign Affairs and Cooperation	8 000	49 504	110 549	110 939	63 041	85 685	43 200				470 916	3.4	-100	-100	
Zambia Ministry of Education		39 033	76 040	110 000	99 169	96 687	6 071				427 000	3.1		-100	
Uganda Ministry of Finance, Planning and Economic Development	30 237	8 000	8 694	11 000	11 000	12 000	38 250	13 700	40 625	16 000	189 507	1.4	-47	-58	
Nicaragua Ministry of Foreign Affairs		6 600	7 700	26 831	25 753	13 334	13 006	11 232	14 591	10 034	129 080	0.9		-23	
Madagascar Min. of Finance and Budget				20 000	45 000	40 000	41 800	-22 000		-54	124 746	0.9		-100	
Government of ZAMBIA	62 000	43 000									105 000	0.8			
South Africa Department of Education	8 408	20 604	3 200	7 187	10 238	6 269	10 345	15 116	6 146	500	88 012	0.6	-94	-95	
Palestinian Ministry of Planning and International Cooperation	264	15 600	20 000	20 000	0	7 623	16 377				79 864	0.6			
Sri Lanka Department of External Resources	16 809	14 003	16 358	12 155	12 877	3 264					75 466	0.5			
Uganda Min. of Energy and Mineral Dev.										64 939	64 939	0.5			
Palestinian Ministry of Finance						7 000			38 000	12 000	57 000	0.4		71	
Government of South Africa					1 918	7 249	10 470	22 186	15 442	-5 190	52 075	0.4		-150	
Ethiopia Ministry of Education	3 000	6 000	6 000	6 000	6 340	5 660	5 660	10 600		6 500	50 100	0.4	117	15	
Palestinian National Authority	20 556			7 000				20 000			47 556	0.3			
Zanzibar Ministry of Finance					20 000	10 000	11 245	8	3 100	644	44 997	0.3		-94	
Pakistan Min. of Finance and Econ Affairs				1 360	5 900	2 000	5 546		30 000		44 806	0.3		-100	
Angola Ministry of Planning	11 000	13 000	2 600	4 700	9 600	3 795					44 695	0.3			
<i>Total 20 largest partners</i>	<i>252 294</i>	<i>305 865</i>	<i>404 079</i>	<i>449 917</i>	<i>451 786</i>	<i>497 715</i>	<i>403 592</i>	<i>273 060</i>	<i>378 242</i>	<i>323 590</i>	<i>3 740 140</i>	<i>26.8</i>	<i>28</i>	<i>-20</i>	
Totalt	568 460	512 443	821 480	1 017 476	1 155 350	1 669 556	2 019 995	2 195 922	2 048 957	1 924 527	13 934 165	100	239	-5	

Table 6.15 *Gender-marked aid to public sector in developing countries, 20 largest agreement partners (1000)*

	Year											Total	%	% growth since	
	2002	2003	2004	2005	2006	2007	2008	2009	2010	2011	2002			2008	
University of Zimbabwe	20 770	28 730	19 928	34 871	21 909	6 000	4 090	7 000	5 850	8 000	157 148	43.2	-61	96	
Pakistan National Education Foundation	1 500	3 398	3 422	4 500	6 877	3 761					23 458	6.5			
Sri Lanka Press Institute		0	1 376	3 700	1 701	741	4 819	1 634	-43		13 928	3.8			
DGF - Democratic Governance Facility, Uganda				1 590	1 900	1 710					8 000	3.6			
Local Government (RSA)	5 919	6 671									12 590	3.5			
HR-ombudsman	748	1 500	3 000	3 992	2 000						11 240	3.1			
Fundacion Propaz		1 250	1 500	3 217	1 145	2 151	1 410	-160			10 513	2.9			
DRFN - Desert Research Foundation (NAM)			2 000		3 500	2 200	1 800	500			10 000	2.8			
Research on Poverty Alliviation Programme, Tanzania	4 007	1 850	2 006	2 138							10 000	2.8			
Komnas Perempuan - National commission on violence against women						2 350	1 848	1 484	630	2 000	8 312	2.3		8	
Mzumbe University (TAN)					2 500	4 057	1 755				8 311	2.3			
Makerere University	500					1 629		110	3 185	1 300	6 725	1.9	160		
Mpumalanga Provincial Government		6 000									6 000	1.7			
Mzuzu University Trust Fund							2 500	3 500			6 000	1.7			
Delhi Police Foundation for Corruption	2 250	2 100	113	400	61						4 924	1.4			
Catholic University of Angola - C. de Estudos e Inv.							1 500	3 000			4 500	1.2			
ERB - Engineers Registration Board									938	2 579	3 517	1.0			
EU COPPS - European Union Co-ordination Office for Palestinian Pol.							800	2 800		-278	3 322	0.9		-135	
TCTF - Tanzania Culture Trust Fund	1 300	1 000	1 000								3 300	0.9			
Ajoka Theatre		400	493	689	639	609	300				3 129	0.9			
Totalt	44 934	55 647	36 568	59 132	44 296	28 959	27 085	22 650	17 179	26 942	363 390	100.0	-40	-1	

Table 6.16 *Women's Economic Empowerment, as defined by OECD, according to DAC sectors (1000 NOK)*

	Year											Total	%	% growth since	
	2002	2003	2004	2005	2006	2007	2008	2009	2010	2011	2002			2008	
15110 - Public sector policy and administrative management	34 149	20 532	24 195	18 680	9 239	33 241	43 470	45 216	36 195	29 575	294 491	3.9	-13	-32	
15111 - Public finance management	8 029	1 695	12 601	-377	2 570	5 708	9 735	9 963	10 087	10 607	70 618	0.9	32	9	
15170 - Women's equality organisations and institutions	92 148	103 642	100 369	125 259	129 237	331 734	264 374	501 337	392 697	439 195	2 479 992	32.6	377	66	
16020 - Employment policy and administrative management	34 331	20 390	23 223	24 391	28 866	29 731	38 614	133 302	61 469	48 643	442 960	5.8	42	26	
21010 - Transport policy and administrative management	695	481	50								1 226	0.0			
21020 - Road transport						239	266				505	0.0			
21040 - Water transport						1 111	854	501	501		2 967	0.0			
21010 - Communications policy and administrative management	521	2 584	340	754	454	907	1 356		0		6 916	0.1			
21030 - Radio/television/print media	3 450	5 646	5 009	5 821	3 754	1 971	2 457	3 251	3 228	2 433	37 022	0.5	-29	-1	
21040 - Information and communication technology (ICT)										1 181	1 181	0.0			
23010 - Energy policy and administrative planning					6 000	7 600	13 888	2 751	8 007	13 741	51 987	0.7		-1	
23030 - Power generation / renewable sources	10 500	7 000	10 000	3 656	154	4 677	20 616	26 848	25 256		108 707	1.4			
23040 - Electrical transmission / distribution					21 500	11 500	15 745	4 808	34 031	72 890	160 474	2.1		363	
23065 - Hydro-electric power plants	1 094	1 060	1 014	1 497	1 708						6 373	0.1			
23067 - Solar energy					1 856	1 260	317	270	363	145	4 211	0.1		-54	
23070 - Biomass						1 967	2 578	2 297	2 226	35	9 103	0.1		-99	
23081 - Energy education and training				166	18	0	5 845	8 444	10 281	14 856	39 609	0.5		154	
23082 - Energy research									100	70	170	0.0			
24010 - Financial policy and administrative management	28	20	23		680	6 000	3 492	2 000		16 000	28 243	0.4	57504	358	
24030 - Formal sector financial intermediaries								7 467	10 895	7 411	25 773	0.3			
24040 - Informal/semi-formal financial intermediaries	31 180	46 352	46 538	35 470	43 004	55 076	57 589	17 276	49 252	36 484	418 221	5.5	17	-37	
24081 - Education and training in banking and financial services				1 829	1 125	960	1 474	1 182	2 409	3 297	12 277	0.2		124	
25010 - Business support services and institutions	1 177	37 100	5 079	14 644	6 151	12 274	37 315	27 095	21 494	15 306	177 635	2.3	1201	-59	
25020 - Privatisation							6 985	2 625	2 625		12 235	0.2		-100	
31110 - Agricultural policy and administrative management	4 810	8 743	4 705	7 119	2 112	2 044		3 000	22 873	26 467	81 873	1.1	450		
31120 - Agricultural development	38 668	45 161	37 551	31 213	30 990	46 398	49 474	52 148	49 740	42 061	423 404	5.6	9	-15	
31130 - Agricultural land resources	2 268	3 529	4 079	6 996	7 845	5 522	12 213	11 893	9 486	9 649	73 480	1.0	325	-21	
31140 - Agricultural water resources	5 533	6 060	3 452	3 658	3 808	9 695	6 971	9 290	10 496	1 100	60 064	0.8	-80	-84	
31150 - Agricultural inputs	486				2 000	5 356	11 000	286	31 659	73 971	124 758	1.6	15120	572	
31161 - Food crop production	11 106	7 441	6 971	4 296	2 001	2 223	1 197	1 420	1 084	3 583	41 323	0.5	-68	199	
31162 - Industrial crops/export crops		0	2 185	1 003		7 691	8 180	4 769	2 791	5 300	31 918	0.4		-35	

31163 - Livestock	1 165	734	734	661		147	34	229			3 704	0.0	-100	-100
31164 - Agrarian reform	3 000		389	2 200	1 400	1 405	160	504	472	316	9 846	0.1	-89	98
31165 - Agricultural alternative development			5 000	5 591	1 859						12 450	0.2		
31166 - Agricultural extension			298		5 870	33 314	38 369	39 484	33 033	79 200	229 568	3.0		106
31181 - Agricultural education and training	13 986	13 571	11 099	6 775	9 678	3 747	16 829	21 951	9 519	3 585	110 741	1.5	-74	-79
31182 - Agricultural research	15 925	12 887	9 587	5 447	5 618					898	50 362	0.7	-94	
31191 - Agricultural services		310		2 371	13 434	3 577	5 144	-76			24 760	0.3		-100
31192 - Plant and post-harvest protection and pest control		2 000	1 150	1 500	2 547	1 995	2 500	4 000	6 630	6 865	29 187	0.4		175
31193 - Agricultural financial services	327	315	406	317							1 365	0.0		
31194 - Agricultural co-operatives	9 412	3 322	14 266	14 356	15 005	22 580	19 114	21 742	25 094	35 774	180 665	2.4	280	87
31195 - Livestock/veterinary services		4 500		3 270		353	3 634	1 440	195		13 392	0.2		-100
31210 - Forestry policy and administrative management	6 000	5 034	4 010	3 977			273		180 000		199 293	2.6	-100	-100
31261 - Fuelwood/charcoal						32					32	0.0		
31281 - Forestry education and training										690	690	0.0		
31282 - Forestry research						1 060	983	1 345	932	648	4 968	0.1		-34
31310 - Fishing policy and administrative management				520	1 860	431	2 106	89	1 191	421	6 619	0.1		-80
31320 - Fishery development	9 000	71	9 205	9 900	13 391	14 755	11 959	3 961	3 736	3 558	79 537	1.0	-60	-70
31381 - Fishery education and training			983			289	3 588	9 343	8 097	6 311	28 611	0.4		76
31382 - Fishery research						0	3 925				3 925	0.1		
31391 - Fishery services								500	1 000	500	2 000	0.0		
32110 - Industrial policy and administrative management				147							147	0.0		
32120 - Industrial development	296					2 710		2 006	13 771	14 423	33 205	0.4	4780	
32130 - SME development	200	47	11 442	7 862	14 450	20 703	13 901	12 067	17 400	20 245	118 318	1.6	10004	46
32140 - Cottage industries and handicraft	472	1 634	1 606	1 957	1 422	1 226	582	557	60	0	9 516	0.1		
32161 - Agro-industries	1 396			304							1 700	0.0		
32163 - Textiles, leather and substitutes	419	1 245	762	402		579			-232	0	3 176	0.0		
33110 - Trade policy and administrative management	614	53		900	2 800	300	6 000	8 394	7 317		26 379	0.3	1091	2339
33120 - Trade facilitation	0	413		2 600			152	-89			3 076	0.0		-100
33130 - Regional trade agreements (RTAs)	2 000	2 450	1 850					3 900			10 200	0.1		
33181 - Trade education/training				1 000	4 760	4 890	5 722	7 604	833		24 809	0.3		-83
43030 - Urban development and management	5 107	5 500	12 300		-27	0	10 172	26 627	29 411	36 732	125 821	1.7	619	261
43040 - Rural development	59 109	54 870	67 331	79 140	89 705	47 942	128 362	145 908	180 810	182 745	1 035 923	13.6	209	42
Women economic empowerment total	408 600	426 393	439 803	432 323	486 238	749 291	882 984	1 186 651	1 326 360	1 275 060	7 613 704	100.0	212	44
<i>Share of total gender-marked aid (%)</i>	<i>24.2</i>	<i>23.7</i>	<i>18.2</i>	<i>15.4</i>	<i>15.2</i>	<i>17.6</i>	<i>18.3</i>	<i>22.6</i>	<i>25.9</i>	<i>24.6</i>	<i>20.8</i>	<i>0.2</i>	<i>2</i>	<i>35</i>

Table 6.17 *Gender-marked development by target area for 7 largest recipient countries (1000 NOK)*

	Afghanistan		Bangladesh		Malawi		Nepal		Tanzania		Uganda		Zambia	
	Total	%	Total	%	Total	%	Total	%	Total	%	Total	%	Total	%
Economic development and trade	1 510 630	61.3	130 034	13.8	399 372	23.7	71 660	6.2	142 754	10.8	152 994	14.9	264 451	20.4
Education	211 969	8.6	502 352	53.3	33 128	2.0	354 794	30.5	313 298	23.6	136 602	13.3	679 832	52.5
Emergency assistance	287 408	11.7	58 834	6.2	24 340	1.4	7 736	0.7	9 000	0.7	111 354	10.8	1 800	0.1
Environment and energy	4 398	0.2	985	0.1	21 500	1.3	66 247	5.7	108 571	8.2	87 499	8.5		0.0
Good governance	276 148	11.2	213 292	22.6	253 394	15.0	531 650	45.8	351 677	26.5	323 463	31.4	214 554	16.6
Health and social services	174 611	7.1	36 521	3.9	952 462	56.5	129 729	11.2	401 215	30.2	216 839	21.1	133 553	10.3
In donor costs and unspecified	0	0.0	30	0.0	147	0.0	223	0.0	0	0.0	52	0.0		0.0
Total	2 465 163	100.0	942 048	100.0	1 684 343	100.0	1 162 039	100.0	1 326 514	100.0	1 028 803	100.0	1 294 189	100.0

Table 6.18 *Gender-marked aid by prioritised policy area of Norway (1000 NOK)*

	Year											Total	%	% growth since	
	2002	2003	2004	2005	2006	2007	2008	2009	2010	2011	2002			2008	
Education	398 237	535 519	712 397	929 622	1 050 726	1 094 429	1 051 510	1 062 995	1 062 635	1 116 359	9 014 431	24.7	180	6	
Health	209 466	239 377	317 450	398 613	449 166	528 135	764 323	767 225	445 722	519 188	4 638 665	12.7	148	-32	
Reproductive health	15 791	16 636	54 674	47 498	53 350	51 930	61 222	148 089	175 217	204 905	829 313	2.3	1198	235	
Political empowerment	363 510	371 171	446 343	523 375	560 326	872 264	1 059 401	1 323 152	1 167 690	1 314 063	8 001 294	21.9	261	24	
Peace and reconciliation	45 633	35 297	18 515	27 222	96 814	191 364	198 734	242 928	262 886	347 954	1 467 347	4.0	662	75	
Energy	11 594	8 060	11 014	5 319	31 236	27 004	58 991	45 417	80 264	101 737	380 634	1.0	777	72	
Economic Empoerment	307 309	325 505	499 372	491 615	587 758	875 151	973 639	875 601	984 948	859 191	6 780 089	18.6	180	-12	
Humanitarian aid	48 993	82 440	106 607	137 285	134 246	441 686	455 950	471 960	712 067	508 351	3 099 587	8.5	938	11	
Other sectors	290 251	182 362	245 220	252 230	230 454	183 155	203 821	319 449	220 796	205 899	2 333 636	6.4	-29	1	
Total	1 690 786	1 796 614	2 411 700	2 812 778	3 194 076	4 265 118	4 827 591	5 256 816	5 112 225	5 177 647	36 545 351	100.0	206	7	

Table 6.19 *Gender-marked prioritised policy areas by Norway, by OECD DAC sectors (1000 NOK)*

	Year										Total	%	% growth since	
	2002	2003	2004	2005	2006	2007	2008	2009	2010	2011			2002	2008
Education	398 237	535 519	712 397	929 622	1 050 726	1 094 429	1 051 510	1 062 995	1 062 635	1 116 359	9 014 431	24.7	180	6
111 - Education, level unspecified	26 972	88 697	126 652	210 324	253 467	230 834	138 369	149 545	151 785	117 358	1 494 003	4.1	335	-15
112 - Basic education	288 301	380 759	520 791	658 055	731 584	768 379	748 893	731 705	775 273	888 064	6 491 803	17.8	208	19
113 - Secondary education	43 174	10 667	21 497	15 642	15 761	13 644	10 070	11 869	10 797	22 848	175 971	0.5	-47	127
114 - Post-secondary education	39 790	55 396	43 457	45 601	49 915	81 572	154 178	169 876	124 781	88 088	852 654	2.3	121	-43
Health	209 466	239 377	317 450	398 613	449 166	528 135	764 323	767 225	445 722	519 188	4 638 665	12.7	148	-32
121 - Health, general	52 841	107 051	162 342	182 444	172 599	241 848	206 639	174 015	161 597	237 266	1 698 642	4.6	349	15
122 - Basic health	82 630	39 436	63 062	101 427	83 187	111 255	324 983	344 379	134 942	169 222	1 454 522	4.0	105	-48
13040 - STD control including HIV/AIDS	73 995	92 891	92 046	114 743	193 379	175 032	232 701	248 832	149 182	112 700	1 485 500	4.1	52	-52
Reproductive health	15 791	16 636	54 674	47 498	53 350	51 930	61 222	148 089	175 217	204 905	829 313	2.3	1198	235
130 10 - Population policy and administrative management	1 000	1 260	3 594	1 371	3 208	6 792	3 144	1 100	2 990	9 365	33 823	0.1	836	198
130 20 - Reproductive health care	13 617	14 898	9 255	4 708	7 091	43 131	57 322	146 346	160 895	160 932	618 197	1.7	1082	181
130 30 - Family planning			40 281	40 000	41 000			583	6 435	25 031	153 331	0.4		
130 81 - Personnel development for population and reproductive health	174	478	1 544	1 419	2 051	2 007	756	60	4 897	9 577	23 962	0.1	716	1167
Political empowerment	363 510	371 171	446 343	523 375	560 326	872 264	1 059 401	1 323 152	1 167 690	1 314 063	8 001 294	21.9	261	24
151 - Government and civil society, general	363 510	371 171	446 343	523 375	560 326	872 264	1 059 401	1 323 152	1 167 690	1 314 063	8 001 294	21.9	261	24
10 - Public sector policy and administrative management	34 149	20 532	24 195	18 680	9 239	33 241	43 470	45 216	36 195	29 575	294 491	0.8	-13	-32
11 - Public finance management	8 029	1 695	12 601	-377	2 570	5 708	9 735	9 963	10 087	10 607	70 618	0.2	32	9
12 - Decentralisation and support to subnational government						611	8 099	37 039	32 661	37 811	116 220	0.3		367
13 - Anti-corruption organisations and institutions								877	2 070	230	3 177	0.0		
30 - Legal and judicial development	30 619	21 880	30 070	39 711	28 122	30 714	72 098	77 537	90 602	83 508	504 861	1.4	173	16
40 - Government administration	17 034	29 840	52 543	49 833	39 297	55 258	37 553				281 356	0.8		
50 - Democratic participation and civil society	101 161	120 442	148 525	170 806	229 185	246 075	390 256	408 510	376 799	410 021	2 601 780	7.1	305	5
51 - Elections	26 191	6 985	3 596	26 592	18 263	31 099	94 017	87 617	18 416	11 095	323 870	0.9	-58	-88
52 - Legislatures and political parties							1 000	2 973	8 374	90 490	102 838	0.3		8949
53 - Media and free flow of information	11 685	11 698	10 168	19 911	13 937	14 746	23 043	24 978	14 008	17 314	161 490	0.4	48	-25
60 - Human rights	42 494	54 459	64 275	72 962	90 475	123 078	115 756	127 105	185 781	184 217	1 060 602	2.9	334	59
70 - Women's equality organisations and institutions	92 148	103 642	100 369	125 259	129 237	331 734	264 374	501 337	392 697	439 195	2 479 992	6.8	377	66
Peace and reconciliation	45 633	35 297	18 515	27 222	96 814	191 364	198 734	242 928	262 886	347 954	1 467 347	4.0	662	75
152 - Conflict prevention and resolution, peace and security	45 633	35 297	18 515	27 222	96 814	191 364	198 734	242 928	262 886	347 954	1 467 347	4.0	662	75
10 - Security system management and reform					23 380	17 345	4 056	26 981	21 936	15 715	109 415	0.3		287
20 - Civilian peace-building, conflict prevention and resolution			1 500	6 513	41 509	110 370	173 981	162 052	201 334	289 864	987 124	2.7		67
30 - Participation in international peacekeeping operations	30 546	20 200	1 565	12 763	19 321	11 464		667	4 443	6 463	107 432	0.3	-79	
40 - Reintegration and SALW control	87	97	450	1 296	5 104	39 788	162	10 098	24 184	4 912	86 178	0.2	5515	2932
50 - Removal of land mines and explosive remnants of war	15 000	15 000	15 000				20 500	2 751	-34	14 719	82 937	0.2	-2	-28
61 - Child soldiers (Prevention and demobilisation)				6 650	7 500	12 396	34	40 378	11 022	16 279	94 260	0.3		47573
Energy	11 594	8 060	11 014	5 319	31 236	27 004	58 991	45 417	80 264	101 737	380 634	1.0	777	72
230 - Energy generation and supply	11 594	8 060	11 014	5 319	31 236	27 004	58 991	45 417	80 264	101 737	380 634	1.0	777	72
10 - Energy policy and administrative planning					6 000	7 600	13 888	2 751	8 007	13 741	51 987	0.1		-1
30 - Power generation / renewable sources	10 500	7 000	10 000	3 656	154	4 677	20 616	26 848	25 256		108 707	0.3		
40 - Electrical transmission / distribution					21 500	11 500	15 745	4 808	34 031	72 890	160 474	0.4		363

65 - Hydro-electric power plants	1 094	1 060	1 014	1 497	1 708						6 373	0.0		
67 - Solar energy					1 856	1 260	317	270	363	145	4 211	0.0		-54
70 - Biomass						1 967	2 578	2 297	2 226	35	9 103	0.0		-99
81 - Energy education and training				166	18	0	5 845	8 444	10 281	14 856	39 609	0.0		154
82 - Energy research									100	70	170	0.0		
Economic Empowerment	307 309	325 505	499 372	491 615	587 758	875 151	973 639	875 601	984 948	859 191	6 780 089	18.6	180	-12
240 - Banking and financial services	31 207	46 372	46 561	37 299	44 810	62 036	62 555	27 925	62 556	63 191	484 513	1.3	102	1
10 - Financial policy and administrative management	28	20	23		680	6 000	3 492	2 000			16 000	0.1	57504	358
30 - Formal sector financial intermediaries								7 467	10 895	7 411	25 773	0.1		
40 - Informal/semi-formal financial intermediaries	31 180	46 352	46 538	35 470	43 004	55 076	57 589	17 276	49 252	36 484	418 221	1.1	17	-37
81 - Education and training in banking and financial services				1 829	1 125	960	1 474	1 182	2 409	3 297	12 277	0.0		124
250 - Business and other services	1 177	37 100	5 079	14 644	6 151	12 274	44 300	29 720	24 119	15 306	189 870	0.5	1201	-65
10 - Business support services and institutions	1 177	37 100	5 079	14 644	6 151	12 274	37 315	27 095	21 494	15 306	177 635	0.5	1201	-59
20 - Privatisation							6 985	2 625	2 625		12 235	0.0		
311 - Agriculture	106 686	108 575	101 872	96 775	104 168	146 046	174 819	172 081	203 071	288 770	1 502 862	4.1	171	65
10 - Agricultural policy and administrative management	4 810	8 743	4 705	7 119	2 112	2 044		3 000	22 873	26 467	81 873	0.2	450	
20 - Agricultural development	38 668	45 161	37 551	31 213	30 990	46 398	49 474	52 148	49 740	42 061	423 404	1.2	9	-15
30 - Agricultural land resources	2 268	3 529	4 079	6 996	7 845	5 522	12 213	11 893	9 486	9 649	73 480	0.2	325	-21
40 - Agricultural water resources	5 533	6 060	3 452	3 658	3 808	9 695	6 971	9 290	10 496	1 100	60 064	0.2	-80	-84
50 - Agricultural inputs	486				2 000	5 356	11 000	286	31 659	73 971	124 758	0.3	15120	572
61 - Food crop production	11 106	7 441	6 971	4 296	2 001	2 223	1 197	1 420	1 084	3 583	41 323	0.1	-68	199
62 - Industrial crops/export crops		0	2 185	1 003		7 691	8 180	4 769	2 791	5 300	31 918	0.1		-35
63 - Livestock	1 165	734	734	661		147	34	229			3 704	0.0	-100	-100
64 - Agrarian reform	3 000		389	2 200	1 400	1 405	160	504	472	316	9 846	0.0	-89	98
65 - Agricultural alternative development			5 000	5 591	1 859						12 450	0.0		
66 - Agricultural extension			298		5 870	33 314	38 369	39 484	33 033	79 200	229 568	0.6		106
81 - Agricultural education and training	13 986	13 571	11 099	6 775	9 678	3 747	16 829	21 951	9 519	3 585	110 741	0.3	-74	-79
82 - Agricultural research	15 925	12 887	9 587	5 447	5 618					898	50 362	0.1	-94	
91 - Agricultural services		310		2 371	13 434	3 577	5 144	-76			24 760	0.1		
92 - Plant and post-harvest protection and pest control		2 000	1 150	1 500	2 547	1 995	2 500	4 000	6 630	6 865	29 187	0.1		175
93 - Agricultural financial services	327	315	406	317							1 365	0.0		
94 - Agricultural co-operatives	9 412	3 322	14 266	14 356	15 005	22 580	19 114	21 742	25 094	35 774	180 665	0.5	280	87
95 - Livestock/veterinary services		4 500		3 270		353	3 634	1 440	195		13 392	0.0		
312 - Forestry	9 564	8 024	6 643	6 582		1 874	1 256	1 345	180 932	1 338	217 558	0.6	-86	7
10 - Forestry policy and administrative management	6 000	5 034	4 010	3 977			273		180 000		199 293	0.5		
20 - Forestry development	3 564	2 990	2 633	2 606		782					12 575	0.0		
61 - Fuelwood/charcoal						32					32	0.0		
81 - Forestry education and training										690	690	0.0		
82 - Forestry research						1 060	983	1 345	932	648	4 968	0.0		-34
313 - Fishing	9 000	71	10 188	10 420	15 251	15 475	21 579	13 893	14 024	10 790	120 691	0.3	20	-50
10 - Fishing policy and administrative management				520	1 860	431	2 106	89	1 191	421	6 619	0.0		-80
20 - Fishery development	9 000	71	9 205	9 900	13 391	14 755	11 959	3 961	3 736	3 558	79 537	0.2	-60	-70
81 - Fishery education and training			983			289	3 588	9 343	8 097	6 311	28 611	0.1		76
82 - Fishery research						0	3 925				3 925	0.0		-100
91 - Fishery services								500	1 000	500	2 000	0.0		

321 - Industry	2 783	2 926	13 810	10 222	16 324	25 218	14 483	14 631	30 999	34 668	166 063	0.5	1146	139
10 - Industrial policy and administrative management					147						147	0.0		
20 - Industrial development	296					2 710		2 006	13 771	14 423	33 205	0.1	4780	
30 - SME development	200	47	11 442	7 862	14 450	20 703	13 901	12 067	17 400	20 245	118 318	0.3	10004	46
40 - Cottage industries and handicraft	472	1 634	1 606	1 957	1 422	1 226	582	557	60	0	9 516	0.0		
61 - Agro-industries	1 396				304						1 700	0.0		
63 - Textiles, leather and substitutes	419	1 245	762	402		579			-232	0	3 176	0.0		
331 - Trade policy and regulations and trade-related adjustments	2 614	2 916	1 850		4 500	7 560	5 342	15 533	15 998	8 150	64 463	0.2	212	53
10 - Trade policy and administrative management	614	53			900	2 800	300	6 000	8 394	7 317	26 379	0.1	1091	2339
20 - Trade facilitation	0	413			2 600		152	-89			3 076	0.0		-100
30 - Regional trade agreements (RTAs)	2 000	2 450	1 850					3 900			10 200	0.0		
81 - Trade education/training					1 000	4 760	4 890	5 722	7 604	833	24 809	0.1		-83
332 - Tourism		246	108								354	0.0		
10 - Tourism policy and administrative management		246	108								354	0.0		
410 - General environmental protection	22 614	18 851	17 895	6 914	26 681	120 113	118 736	129 890	74 264	98 337	634 294	1.7	335	-17
10 - Environmental policy and administrative management	7 036	9 642	11 022	2 611	8 535	87 411	95 418	97 619	44 122	52 704	416 120	1.1	649	-45
20 - Biosphere protection		1 120			59	608	292				2 078	0.0		
30 - Bio-diversity	3 035	5 123	3 506	3 556	3 496	11 955	12 803	14 467	14 486	11 897	84 323	0.2	292	-7
40 - Site preservation	155		1 000							491	1 646	0.0	217	
50 - Flood prevention/control									337	648	985	0.0		
81 - Environmental education and training	12 388	2 967	2 346	247	13 291	15 016	4 954	13 999	12 572	31 156	108 937	0.3	152	529
82 - Environmental research			21	500	1 300	5 124	5 269	3 804	2 747	1 441	20 205	0.1		-73
430 - Other multisector	121 664	100 671	295 473	308 759	369 874	484 554	530 571	470 582	378 986	338 641	3 399 774	9.3	178	-36
10 - Multisector aid	50 605	34 185	175 745	182 628	242 824	385 580	300 821	223 840	80 378	44 917	1 721 523	4.7	-11	-85
30 - Urban development and management	5 107	5 500	12 300		-27	0	10 172	26 627	29 411	36 732	125 821	0.3	619	261
40 - Rural development	59 109	54 870	67 331	79 140	89 705	47 942	128 362	145 908	180 810	182 745	1 035 923	2.8	209	42
50 - Non-agricultural alternative development				290	373	8 376	7 617	8 150			24 806	0.1		-100
81 - Multisector education and training	765	933	1 688	650	685	1 081	2 436	2 872	812	2 022	13 945	0.0	164	-17
82 - Research/scientific institutions	6 077	5 183	38 410	46 051	36 314	41 575	81 162	63 185	87 575	72 224	477 755	1.3	1088	-11
Humanitarian aid	48 993	82 440	106 607	137 285	134 246	441 686	455 950	471 960	712 067	508 351	3 099 587	8.5	938	11
720 - Emergency Response	27 926	70 500	106 607	127 650	95 987	395 534	438 962	369 784	409 549	406 106	2 448 607	6.7	1354	-7
10 - Material relief assistance and services	27 926	55 724	101 871	66 452	72 304	383 405	284 501	217 427	245 388	199 433	1 654 431	4.5	614	-30
40 - Emergency food aid		14 777	4 736	61 198	23 684	12 129	37 516	32 493	30 471	10 799	227 802	0.6		-71
50 - Relief co-ordination; protection and support services							116 945	119 864	133 691	195 874	566 374	1.5		67
730 - Reconstruction relief and rehabilitation	21 067	11 940		9 634	38 259	46 153	11 989	34 393	236 371	16 321	426 126	1.2	-23	36
10 - Reconstruction relief and rehabilitation	21 067	11 940		9 634	38 259	46 153	11 989	34 393	236 371	16 321	426 126	1.2	-23	36
740 - Disaster prevention and preparedness							5 000	67 783	66 147	85 924	224 854	0.6		1618
10 - Disaster prevention and preparedness							5 000	67 783	66 147	85 924	224 854	0.6		1618
Other sectors	290 251	182 362	245 220	252 230	230 454	183 155	203 821	319 449	220 796	205 899	2 333 636	6.4	-29	1
140 - Water and sanitation	41 691	26 541	58 822	30 531	26 300	41 792	27 886	86 256	52 137	44 244	436 202	1.2	6	59
10 - Water sector policy and administrative management	8 750	5 700	1 717	5 465	1 798	297	216	6 432	6 378	6 378	43 131	0.1	-27	2853
15 - Water resources conservation (including data collection)	2 819	2 624	2 430	2 458	2 547	2 916	2 754	2 754	12 970	4 050	38 322	0.1	44	47
20 - Water supply and sanitation - large systems	7 545	2 075	2 000	2 000	1 750		0	32 126		-56	47 440	0.1	-101	

30 - Basic drinking water supply and basic sanitation	18 439	15 446	12 525	2 999	4 729	20 966	24 095	44 048	28 745	31 439	203 432	0.6	70	30
31 - Basic drinking water supply									2 443	516	2 959	0.0		
40 - River basins' development	253	208	40 000	16 000	10 000	14 000		125			80 586	0.2		
50 - Waste management/disposal	3 886	196	150	1 478	4 776	3 613	821	771	701	28	16 419	0.0	-99	-97
81 - Education and training in water supply and sanitation		292		132	700				900	1 890	3 914	0.0		
160 - Other social infrastructure and services	228 272	129 078	180 400	194 873	177 987	133 715	149 378	223 993	154 391	143 975	1 716 062	4.7	-37	-4
10 - Social/welfare services	68 731	31 758	58 633	70 133	61 926	50 547	43 694	26 474	27 613	19 245	458 752	1.3	-72	-56
20 - Employment policy and administrative management	34 331	20 390	23 223	24 391	28 866	29 731	38 614	133 302	61 469	48 643	442 960	1.2	42	26
30 - Housing policy and administrative management								1 211		216	1 427	0.0		
40 - Low-cost housing	2 348	2 016			12 783	788	1 657	5 590	13 069	16 970	55 221	0.2	623	924
50 - Multisector aid for basic social services	97 759	50 540	59 779	66 583	40 013	20 622	29 251	29 434	20 241	26 313	440 536	1.2	-73	-10
61 - Culture and recreation	12 685	11 023	11 210	9 327	6 075	5 433	9 515	15 684	20 845	24 201	125 999	0.3	91	154
62 - Statistical capacity building	1 000	8 000	8 181	10 142	15 868	13 457	5 478	10 559	9 460	5 737	87 884	0.2	474	5
63 - Narcotics control			3 494	4 085	3 955	3 665	3 267				18 465	0.1		
64 - Social mitigation of HIV/AIDS	11 418	5 352	15 880	10 213	8 500	9 472	17 900	1 740	1 693	2 650	84 818	0.2	-77	-85
210 - Transport and storage	695	481	50			1 350	1 120	501	501		4 699	0.0		
10 - Transport policy and administrative management	695	481	50								1 226	0.0		
20 - Road transport						239	266				505	0.0		
40 - Water transport						1 111	854	501	501		2 967	0.0		
220 - Communications	3 971	8 230	5 350	6 575	4 208	2 878	3 813	3 251	3 228	3 614	45 119	0.1	-9	-5
10 - Communications policy and administrative management	521	2 584	340	754	454	907	1 356		0		6 916	0.0		
30 - Radio/television/print media	3 450	5 646	5 009	5 821	3 754	1 971	2 457	3 251	3 228	2 433	37 022	0.1	-29	-1
40 - Information and communication technology (ICT)										1 181	1 181	0.0		
510 - General budget support				20 000	19 000						39 000	0.1		
10 - General budget support				20 000	19 000						39 000	0.1		
520 - Developmental food aid / Food security assistance	15 567	17 981	552					1 271	987		36 358	0.1		
10 - Food aid / Food security programmes	15 567	17 981	552					1 271	987		36 358	0.1		
530 - Other commodity assistance							14 500				14 500	0.0		
40 - Import support (commodities)							14 500				14 500	0.0		
998 - Unallocated/unspecified	54	51	46	250	2 958	3 420	7 124	4 175	9 553	14 065	41 697		25843	97
10 - Sectors not specified	21	51			2 319	1 382	1 840	1 279	7 020	5 995	19 907		28648	226
20 - Promotion of development awareness	33		46	250	639	2 038	5 283	2 897	2 533	8 070	21 790		24089	53
Totallt	1 690 786	1 796 614	2 411 700	2 812 778	3 194 076	4 265 118	4 827 591	5 256 816	5 112 225	5 177 647	36 545 351	100.0	206	7

Table 6.20 *Gender-marked prioritised policy areas by Norway, African region (1000 NOK)*

	Year											Total	%	% growth since	
	2002	2003	2004	2005	2006	2007	2008	2009	2010	2011	2002			2008	
Education	286 620	238 339	245 546	275 086	316 500	360 231	297 644	217 963	199 477	188 645	2 626 051	16.8	-34	-37	
Health	163 851	192 308	270 309	337 850	372 884	404 772	408 741	374 342	314 465	280 950	3 120 473	20.0	71	-31	
Reproductive health	14 807	14 970	12 377	6 960	7 507	16 221	34 464	64 971	104 115	111 617	388 009	2.5	654	224	
Political empowerment	174 852	163 538	218 400	212 391	276 444	346 281	470 802	533 295	488 116	617 303	3 501 421	22.4	253	31	
Conflict and reconciliation	40 587	15 097	15 200	15 917	59 640	112 289	79 106	81 803	103 709	97 959	621 307	4.0	141	24	
Energy	10 500	7 000	10 000	3 500	26 156	21 639	38 964	25 079	39 977	89 838	272 652	1.7	756	131	
Economic empowerment	147 620	184 381	178 049	232 225	254 901	295 905	334 044	330 518	337 315	445 105	2 740 063	17.6	202	33	
Humanitarian aid	28 058	43 760	83 134	105 846	63 930	223 650	306 002	268 831	64 189	107 233	1 294 633	8.3	282	-65	
Other sectors	180 883	104 766	140 802	108 111	99 965	85 113	80 164	96 216	74 792	67 468	1 038 281	6.7	-63	-16	
Total	1 047 779	964 160	1 173 817	1 297 887	1 477 926	1 866 101	2 049 929	1 993 018	1 726 154	2 006 119	15 602 890	100.0	91	-2	

Table 6.21 *Gender-marked prioritised policy areas by Norway, Americas region (1000 NOK)*

	Year											Total	%	% growth since	
	2002	2003	2004	2005	2006	2007	2008	2009	2010	2011	2002			2008	
Education	12 955	19 938	23 165	23 022	19 435	33 027	25 196	27 072	29 638	27 562	241 009	9.6	113	9	
Health	18 215	15 547	13 510	15 724	19 301	8 508	12 888	13 821	8 291	7 295	133 099	5.3	-60	-43	
Reproductive health	12	500	153	138	235	579	0	737	696	0	3 051	0.1			
Political empowerment	68 090	75 517	85 921	112 060	97 923	135 960	106 924	135 212	127 865	112 846	1 058 317	42.3	66	6	
Peace and reconciliation	2 500	200	450	-31	620	3 046	19 437	26 586	16 144	50 582	119 533	4.8	1923	160	
Economic empowerment	32 030	28 182	34 758	53 042	58 782	57 795	75 619	48 483	55 151	49 087	492 929	19.7	53	-35	
Humanitarian aid	194	13 233	14 250	9 267	4 200	22 173	6 957	1 700	200 621	2 073	274 667	11.0	966	-70	
Other	24 056	25 351	21 297	15 584	19 804	23 751	20 617	9 864	9 811	9 189	179 325	7.2	-62	-55	
Total	158 052	178 467	193 504	228 806	220 299	284 838	267 639	263 473	448 217	258 634	2 501 930	100.0	64	-3	

Table 6.22 *Gender-marked prioritised policy areas by Norway, Asia region (1000 NOK)*

	Year										Total	%	% growth since	
	2002	2003	2004	2005	2006	2007	2008	2009	2010	2011			2002	2008
Education	64 888	90 043	137 272	147 025	206 260	184 352	222 351	239 795	139 514	87 586	1 519 086	18.6	35	-61
Health	20 039	23 640	25 190	21 577	25 382	80 775	75 384	69 468	18 974	45 301	405 729	5.0	126	-40
Reproductive health	972	1 166	1 186	399	3 608	2 340	15 724	31 138	31 572	34 637	122 743	1.5	3463	120
Political empowerment	70 799	87 839	89 896	105 977	106 458	191 762	253 406	304 122	276 891	303 827	1 790 976	22.0	329	20
Peace and reconciliation	2 546	0	1 500	3 310	34 218	47 213	64 182	48 172	34 480	36 194	271 814	3.3	1322	-44
Energy	1 094	1 060	1 014	1 819	5 080	5 365	15 257	13 366	35 362	9 590	89 007	1.1	776	-37
Economic empowerment	105 305	81 007	233 259	176 350	247 820	383 683	386 742	318 346	431 756	211 630	2 575 898	31.6	101	-45
Humanitarian aid	19 680	15 118	6 071	18 875	55 055	109 150	52 437	45 945	261 972	202 273	786 575	9.6	928	286
Other	55 935	28 052	66 247	79 321	69 151	48 106	45 866	84 702	53 123	61 695	592 198	7.3	10	35
Total	341 259	327 924	561 634	554 653	753 032	1 052 745	1 131 349	1 155 054	1 283 643	992 733	8 154 026	100.0	191	-12

Table 6.23 *Gender-marked prioritised policy areas by Norway, European region (1000 NOK)*

	Year										Total	%	% growth since	
	2002	2003	2004	2005	2006	2007	2008	2009	2010	2011			2002	2008
Education				92	1 838	1 030	6 946	8 101	12 499	6 696	37 201	5.1		-4
Health					6 075	1 648	3 200	550	55		11 528	1.6		
Reproductive health			1 000		1 000						2 000	0.3		
Political empowerment	18 429	11 646	10 659	7 492	19 890	27 424	91 829	67 836	81 558	87 512	424 275	58.7	375	-5
Peace and reconciliation						3 400	14 413	14 964	20 773	23 005	76 555	10.6		60
Energy							2 031	3 196	1 883		7 110	1.0		
Economic development	22			1 774	502	14 896	26 963	19 809	25 289	10 310	99 565	13.8	47194	-62
Other	250	5 967		5 989	2 114	4 728	16 807	9 477	6 199	13 150	64 682	8.9	5160	-22
Total	18 701	17 613	11 659	15 347	31 419	53 126	162 189	123 933	148 256	140 673	722 916	100.0	652	-13

Table 6.24 *Gender-marked prioritised policy areas by Norway, not geographically allocated by region (1000 NOK)*

	Year											Total	%	% growth since	
	2002	2003	2004	2005	2006	2007	2008	2009	2010	2011	2002			2008	
Education	12 231	170 888	283 432	445 678	494 047	503 513	479 845	538 594	624 889	753 863	4 306 980	51.6	6064	57	
Health	4 840	4 637	5 849	6 926	7 272	28 867	262 462	300 504	85 598	160 293	867 248	10.4	3212	-39	
Reproductive health			39 958	40 000	41 000	22 790	8 034	46 794	34 795	54 951	288 321	3.5		584	
Political empowerment	30 127	30 251	33 026	69 156	32 843	144 280	99 594	233 062	106 087	118 724	897 150	10.7	294	19	
peace and reconciliation		20 000	1 365	7 011	60	14 907	16 746	67 456	84 670	125 035	337 250	4.0		647	
Energy							2 739	3 776	3 042	2 308	11 865	0.1		-16	
Economic empowerment	17 788	26 917	49 682	43 762	38 349	108 754	144 275	145 000	118 403	118 937	811 865	9.7	569	-18	
Humanitarian aid	1 060	1 630	3 152	297	8 062	13 913	23 294	138 852	157 067	163 354	510 680	6.1	15310	601	
Other	16 419	9 565	4 566	7 680	10 836	15 016	36 745	108 108	57 013	55 845	321 793	3.9	240	52	
Totalt	82 465	263 888	421 030	620 510	632 469	852 040	1 073 733	1 582 145	1 271 562	1 553 310	8 353 153	100.0	1784	45	

Table 6.25 *Gender-marked prioritised policy areas by Norway, Oceania region (1000 NOK)*

	Year											Total	%	% growth since	
	2002	2003	2004	2005	2006	2007	2008	2009	2010	2011	2002			2008	
Political empowerment										445	445	1.0			
Economic empowerment	1 244	1 604	2 274	3 003	3 406	3 618	5 997	6 945	6 962	7 124	42 176	98.1	473	19	
Other sectors	350										350	0.8			
Totalt	1 594	1 604	2 274	3 003	3 406	3 618	5 997	6 945	6 962	7 569	42 971	100.0	375	26	

Table 6.26 *Gender-marked prioritised policy areas by Norway, Middle East region (1000 NOK)*

	Year											Total	%	% growth since	
	2002	2003	2004	2005	2006	2007	2008	2009	2010	2011	2002			2008	
Education	21 543	16 312	22 982	38 719	12 648	12 276	19 527	31 471	56 618	52 007	284 104	24.3	141	166	
Health	2 522	3 244	2 593	16 535	18 252	3 565	1 649	8 540	18 338	25 349	99 641	8.5	905	1437	
Reproductive health						10 000	3 000	4 450	4 040	3 700	25 190	2.2		23	
Political empowerment	1 214	2 380	8 441	16 299	26 767	26 556	36 846	49 625	87 174	73 406	329 657	28.2	5946	99	
Peace and reconciliation				1 015	2 276	10 509	4 850	3 947	3 110	15 179	40 886	3.5		213	
Economic empowerment	3 300	3 661	1 458	1 458	3 000	10 500		6 500	10 072	16 998	56 948	4.9	415		
Humanitarian aid		8 700		3 000	3 000	72 201	64 111	16 633	28 219	23 418	219 281	18.8		-63	
Other	12 357	8 660	12 308	15 544	9 583	7 040	6 772	11 082	19 859	8 552	111 758	9.6	-31	26	
Total	40 937	42 958	47 782	92 571	75 527	152 648	136 754	132 248	227 431	218 609	1 167 464	100.0	434	60	

Appendix 3

Spot checks of randomly selected gender-marked and unmarked allocations 2011

Unmarked project allocations 2011:

No	Executing agency	Agreem't no.	Name	GM Code Orig.	GM spot check Corr.
U-01	Norfund	NF-SNPI-Costs	Investments in SN Power	0	0

Documents: No documents, but oral communication with Norfund. These are allocations for Norfund's investment in SN Power. This project has scored 0 – no objective on the gender marker, which we assess to be correct.

No	Exec. agency	Agreem't no.	Name	GM Code given orig.	GM spot check Corr.
U-02	MFA	QZA-10/0505	UNDP Democratic Governance	0	0

Documents: Project application.

The project period is for 2007 to 2011, and the application concerns support to the UNDP Global Human Rights Strengthening Programme. The programme has five objectives which deal with the strengthening of the human rights perspective within the organisation's work and in partnerships with other UN organisations. The project has five specific objectives, none mentioning women or gender. However, it is stated that the work will take into account and use the Gender Strategy and Action Plan 'as a stringent guidance in the operationalisation of the programme'. Furthermore, mention is made of specific activities with a focus on gender and women, in particular concerning work on violence against women (objective 2.2). It seems that the project could have been marked with 1, although it is formally correct that it is marked by 0, since that none of the objectives mention women and gender. Without the appropriation document, it is not possible to say whether the MFA suggested that women and gender should be more specifically mentioned as part of the objectives, which would have made the project gender-marked.

No	Exec. agency	Agreem't no.	Name	GM Code Orig.	GM spot check Corr.
U-03	MFA	MOZ-07/019	Fisheries sector support, jointly with Iceland	0	0

Documents: Project document and appropriation document.

This is a fisheries sector programme in Mozambique, jointly financed with Iceland, for the years 2009 to 2013. Its development objectives are:

- strengthened contribution of the sector in improving food and nutritional security in fisheries produce for the population;
- improved living conditions for communities of artisanal fishermen and small-scale fish-farmers;
- increased contribution of industrial fisheries and commercial aquaculture undertakings to achieving the national poverty reduction objective;
- increased net contribution of the sector to the country's balance of payments in a framework of sustainable use of fisheries resources and of environmental equilibrium.

The objectives stated in the project document and appropriation document do not explicitly identify improving women's situation or gender equality as objectives, so it is therefore correct that the project has not used the gender marker. However, both the project document and the appropriation document are explicit on the importance of improving women's lives. If this had been translated into one of the development objectives, the disbursement should have been marked with the gender marker with a 1 (one) for Significant Objective. This is something we observe with many natural resources management and environmental management projects: the terms 'community' and 'rural people' or 'the poor' replace 'men and women'. In this way women remain invisible and their needs and concerns are not explicitly addressed, which leads to these project allocations not being marked with the gender marker.

No	Exec. agency	Agreem't no.	Name	GM Code Orig.	GM spot check Corr.
U-04	MFA	SAM-11/0001	Rights based sustainable management of large, contiguous territories in the Amazon	0	0

Documents: Project application and decision document

This concerns funding for the programme 'Rights-based Sustainable Management of Territories in the Amazon', managed by the Norwegian Rainforest Fund and their partners in Brazil and funded by the regional budget line for Latin America. This large-scale project supports indigenous rights and forest protection in several countries in the Amazon region. The application does not refer explicitly to women or gender as an objective, and should hence not be gender-marked. However, the

decision document (in Norwegian) explicitly states: *‘..det bør vektlegges at kvinner bør bli en viktig målgruppe for en slik kapasitetsutvidelse’* (‘it should be emphasised that women are included as an important target group with the expansion of the project), but we have no evidence that this was taken into account.

No	Exec. agency	Agreem't no.	Name	GM Code Orig.	GM spot check Corr.
U5	ICRC	QZA 11/0389	Special appeal mine action 2011	0	0

Documents: Special appeal

This document describes the activity of the International Red Cross towards mines. The objective is to promote and strengthen humanitarian law to prevent the use of land mines and then assist those affected by these in conflicts. However, there is no explicit mention of women or gender.

No	Exec. agency	Agreem't no.	Name	GM Code Orig.	GM spot check Corr.
U-06	MFA	KOS 10/0003	VET equipment and furniture for schools in Malishevo and Skenderaj, Kosovo	0	0

Documents: Letter to MFA requesting the release of remaining funds

This letter with request for remaining funds does not refer to women as an objective of the study. Without further documentation, there were no grounds on which to assess whether the schools have any special emphasis on women/girls.

No	Exec. agency	Agreem't no.	Name	GM Code Orig.	GM spot check Corr.
U-07	MFA	SDN- 07/010	Technical cooperation between SSCCSE and Statistics Norway	0	0

Documents: Project appraisal and SSCCSE-SN Technical Cooperation Project Plan 2008-2010

This is a technical cooperation project between Statistics Norway and the Southern Sudan Centre for Census, Statistics and Evaluation (SSCCSE). The overall objective to provide sound statistics for MDG poverty indicators and analysis. For SSCCSE Division for Economic Statistics, the ultimate and long-term objective is to establish National Accounts and GDP. There is no reference to gender or sex in the project document. The objectives stated do not explicitly identify improving gender

conditions as an objective, so it is correct that the project has not used the gender marker. However, the intention to collect sex-disaggregated data – ‘It is necessary to provide data disaggregated by sex (to take care of the situation of women as well as the gender dimension)’ – could have been stated as an objective aimed at improving the lives of women in general, and would then have been gender-marked.

No	Exec. agency	Agreem't no.	Name	GM Code Orig.	GM spot check Corr.
U-08	MFA	MAG-07/013	ILO School Construction 2008-2012	0	0

Documents: Appropriation document

The project ‘HIMO bâtiments 2008 – 2012, Construction d'écoles primaires à Madagascar’ is a school construction programme, managed by the ILO in Madagascar, using labour-intensive methods. (HIMO stands for *Haute Intensité de Main-d'Oeuvre* – labour-intensive work methods. The project involves local suppliers and uses locally available material. There is no mention of girls' education or gender equality in the appropriation document.

This project was marked with the score 0 – no objective on the gender marker, and we assess this to be correct.

No	Exec. agency	Agreem't no.	Name	GM Code orig.	GM spot check Corr.
U-09	Norfund	NFF0703-357	Aureos Latin America Fund (ALAF)	0	0

Documents: No documents, but oral communication with Norfund.

This is an allocation to an investment fund in Latin America, with no specific gender profile. This project was marked with 0 – no objective on the gender marker, and we assess this to be correct.

No	Exec. agency	Agreem't no.	Name	GM Code Orig.	GM spot check Corr.
U-10	MFA	RAF-11/0072	WFP Horn of Africa Support 2011	0	0

Documents: we only have letter of confirmation (*tilsagnsbrev*)

This allocation is the second instalment of Norwegian contribution to World Food Programme (WFP) programme in the Horn of Africa. The letter of confirmation states explicitly: ‘The Ministry makes grants on the condition that all grant recipients incorporate the gender perspective into their activities, and that reports are prepared specifically on this issue. Question of the project's relevance to the implementation

of Security Council resolution 1325 on women, peace and security is particularly important in this respect.’

However the project is not gender-marked. Most OECD DAC countries do not use gender markers in connection with their emergency aid, although Norway does so as a matter of principle. Norway is also explicit in its humanitarian aid policy of integrating women’s rights and gender equality into the programs.

This project scored 0 – no objective on the gender marker – which may well be correct in the sense that the request for funding makes no explicit mention of women and gender issues. This case is, however, one of those that need to be discussed: should projects like this be marked with the gender marker with the score 1 – significant objective?

No	Exec. agency	Agreem’t no.	Name	GM Code orig.	GM spot check Corr.
U-11	EMB Ghana	MLI-09-057	Support to Restoration of Faguibine Systeme – OMVF	0	0

Documents: Project document and appropriation document

This project was marked with 0 – no objective on the gender marker, and we assess this to be correct.

No	Exec. agency	Agreem’t no.	Name	GM Code Orig.	GM spot check Corr.
U-12	MFA	HTI-11/0030	Haiti Reconstruction Fund - 2011	0	0

Documents: We only have the Project Document from the World Bank for the Trust Fund, which Norway has co-funded through this allocation.

The allocation is a contribution of 11.6 million USD to a Trust Fund in the World Bank for the Port-au-Prince Neighbourhood Housing Reconstruction Project in Haiti. According to the project document, ‘The Project Development Objective (PDO) of the proposed NHRP is to help residents of some of the most severely affected areas in the metropolitan area of Port-au-Prince return to their communities in safe conditions. This will be achieved by supporting the residents to start repairing and/or rebuilding their homes and improve their living conditions.’ In the objectives there is no specific mention of women as a target group or strengthening women’s livelihoods. However, the project document does state that procedures have been elaborated that allow women and youth to take full part in the project. More awareness on gender issues in the World Bank could have rephrased the objective to mention women, men and youth more explicitly rather than using wording like ‘local residents and communities’.

This project has scored 0 – no objective on the gender marker, and we assess this to be correct, given the wording of the objectives as stated in the project document.

No	Exec. agency	Agreem't no.	Name	GM Code orig.	GM spot check Corr.
U-13	MFA	PAL-11/0041	NRC ICLA and Shelter programme in OPT Gaza 2011	0	1

Documents: Project proposal

The allocation concerns funds from humanitarian aid budget line, and support to the Norwegian Refugee Council (NRC) and its shelter programme in Gaza. The programme is to provide coordination of materials into Gaza and shelter construction. The project period is from March 2011 to March 2012. The amount applied for is 19.9 million NOK. The project 'aims to address the permanent shelter needs of extremely vulnerable families who lost their homes (total or major damage) due to war related destruction'. The main objective identifies families as the main focus, while one of the specific objectives states that female-headed households in particular are to be supported.

Moreover, the document identifies the most vulnerable within families as being women and children within households, as well as 'female headed households'. Furthermore, in selecting the target group, assessment activities will involve women, it is stated. It is further stated that women are one of the priority groups of the projects. Gender is mentioned under the point about cross-cutting issues, where it is said that the project has been assessed against the CAP Gender Marker and has been found to be specifically supportive of women, alongside men and boys.

The project should be marked with the score 1 as it clearly focus on women and their access to resources.

No	Exec. agency	Agreem't no.	Name	GM Code Orig.	GM spot check Corr.
U14	MFA	SAF-10/0009	NELSAP, river basin, bridging phase	0	0

Document: Project proposal and appropriation document

This project objective is to create a sustainable framework for the joint management of the water resources of three different river basins, with focus on water use and agriculture. Women or gender are not mentioned at all in the objectives, but indirectly as a cross-cutting issue: "The policy promotes cross-sectoral coordination of WRM, private sector involvement, women's involvement...". As there is no direct statement of explicit involving or targeting women and gender equality, it is correct to give no gender marking.

No	Exec. agency	Agreem't no.	Name	GM Code Orig.	GM spot check Corr.
U-15	MFA	TJK-11/0002	AKDN/Pamir Energy - Cross-border Energy, Ishkashim Tajikistan/Afghanistan	0	0

Documents: Cover letter for application

The cover letter in form of an e-mail refers to an attached formal application, to which we have no access. In the e-mail, there is no reference to women or gender, and the title does not indicate that women are an explicit objective of the project.

No	Exec. agency	Agreem't no.	Name	GM Code Orig.	GM spot check Corr.
U-16	MFA	TAN-10/0077	Facilitation of National REDD Strategy Development and Implementation	0	0

Documents: Decision document, reporting and follow-up conditions

Total contribution of 30 mill NOK over two years 2011 to 2012

The project concerns support from the Forest and Climate budget line to the University of Dar-es-Salaam. The stated project goal is to 'ensure that Tanzania actively participates and benefits from global markets for ecosystem services, in particular carbon related activities, as a result of reduced CO2 emissions from deforestation and forest degradation.' According to the documents the project is based on a 'Letter of Intent on a Climate Change Partnership with a focus on supporting REDD pilot activities in the field, capacity building, national strategy development and implementation'. No direct reference to gender is made,

The goal of the project is 'to ensure that Tanzania actively participates and benefits from global funding opportunities for ecosystem services, in particular carbon related activities, as a result of reduced carbon dioxide emissions from deforestation and forest degradation in the context of climate change.'

No	Exec. Agency	Agreem't no.	Name	GM Code Orig.	GM spot check Corr.
U-17	MFA	QZA-11/0567	Norway-ICTJ Cooperation Agreement	0	0

Documents: we only have letter of confirmation (*tilsagnsbrev*)

This allocation concerns the annual funding to the International Centre for Transitional Justice (ICTJ).

The funds are given by the Department for Global Affairs, Section for Peace and Reconciliation in the Ministry. There exists no project document or appropriation document. There is, however, an appropriation document for 2012. The project funds analytical and technical assistance to work on transitional justice in conflict and post-conflict situations. In the sparse documentation there is no mention of women's rights or gender issues. However, ICTJ web-page states in its presentation: 'ICTJ's gender justice program seeks to promote truth, justice and accountability for gender-based human rights violations committed in the context of large-scale or systematic abuse'. One may ask if the MFA should have gender-marked this allocation, unless if this funding is earmarked for matters not involving Gender Justice. This project has scored 0 – no objective on the gender marker – which we assess as correct.

No	Exec. Agency	Agreem't no.	Name	GM Code Orig.	GM spot check Corr.
U-18	MFA	MWI-07/010	Mulanje Mountain Biodiversity Conservation Project (Malawi)	0	0

Documents: (i) Appropriation document (ii) Procurement Protocol (*Anskaffelsesprotokoll*) (iii) terms of reference for midterm review

Financing: 20 million NOK over a period of four years. This concerns support to a local NGO from the Embassy: MMCT- Mulanje Mountain Conservation Trust. The main development objective is to save the forest of Mulanje Mountain and '... to benefit local communities by establishing sustainable management of the natural resources vital to Malawi's economic growth and environmental protection through cooperation between the Forest Department, local authorities and communities.' There is no reference to women or gender.

No	Exec. agency	Agreem't no.	Name	GM Code orig.	GM spot check Corr.
U-19	MFA	QZA-11/0850	Travel Support 2011	0	

Documents: no documents available in MFA archive.

This allocation concerns funds for travel support to participants from the Global South channelled through the Ministry of the Environment for participation in climate-change related arrangement and events. We have not been able to obtain any project-related documentation for this allocation through the MFA archive.

This project was marked with 0 – no objective on the gender marker. We assess that this may be correct, unless there was a clear target for a proportion of the travel funds going to women: then it could be marked with the score 1 – to improve gender equality in delegation from the South.

No	Exec. agency	Agreem't no.	Name	GM Code Orig.	GM spot check Corr.
U-20	Embassy India	IND 06/088	NIPI Secretariat	0	0

Documents: Appropriation document

The support covers the period 2006-2011; the total amount is 300 million NOK. The objective of the programme is to reduce infant and child mortality in five states in India through 'an up-front, catalytic and strategic support and accelerate the implementation of the National Rural Health Mission (NRHM 2005-2012) in five states that comprise of 40 per cent of India's total population and account for around 60 per cent of child deaths: Uttar Pradesh, Bihar, Madhya Pradesh, Rajasthan and Orissa. About 2.4 million children under the age of five die every year in India, of which 1.4 million die in the 5 NIPI focal states'. NIPI will be implemented as a part of the National Rural Health Mission (NRHM), which is India's overarching, comprehensive, nation-wide, long-term health plan.

The objective is to focus on infant and child mortality, so it is correct that the project has not been gender-marked. However, given the nature of the project and the challenge of the maternal mortality rate in India, it seems to be a missed opportunity that the project does not include a specific focus on maternal mortality, as well as women's reproductive health. If it had done so, the project would have been gender-marked. Other project documents we have access to state that reducing maternal mortality was added later on, but this is not seen as a new version of the project document, and thus entails no re-coding of new allocations.

No	Exec. agency	Agreem't no.	Name	GM Code orig.	GM spot check Corr.
U-21	MFA	HTI-11/0029	UNDP Disaster Risk Reduction	0	0

Documents: Project document and appropriation document.

This project is to fund UNDP's work on Haiti regarding two themes: support to the development of a national system for risk and disaster management; and strengthening disaster preparation capacity of the National System for Disaster Risk

Management at central and decentralised level. Direction de la Protection Civile (DCP). The project period is from the total amount of funding granted is 5 million NOK

There are two concept notes that describe the two parts of this project. The main objective of the first part of the project is to support measures to ensure ‘critical response capacity for this year’s cyclone season’ and support further development/strengthening of the national capacity for disaster preparedness and response. The second part of the project’s objective is that with the Norwegian support (and other support being given), the support will achieve a critical disaster preparedness capacity at the Direction de Protection Civile.

None of these concept notes make any mention of women or gender. This is a project intended to support institutional structures for DRM, but the gender perspective could have been introduced in the support to the institutions in terms of e.g. achieving a gender balance. It is stressed in the appropriation document that all projects funded by Norway ‘incorporate gender’. It is further stated that UNSC Res. 1325 holds particular relevance for this project. However, as the project notes do not refer to women or gender at all, it is correct that the project is not gender-marked.

No	Exec. agency	Agreem’t no.	Name	GM Code Orig.	GM spot check Corr.
U-22	Norad	LBR-10/0009	F&F Bridging the divide: empowering grassroots institutions CFI 2010-12	0	1

Documents: Project Document and Appropriation Document.

The project ‘Bridging the divide: empowering grassroots institutions to inform national REDD strategy development in Liberia through REDD demonstration projects’ is managed by Flora and Fauna International, an international nature conservation organisation, with funding from Norad. The project is based in Liberia.

The documents state that: ‘The project’s overall purpose is to support the Government of Liberia to develop a national pro-poor REDD strategy which aligns with the national Poverty Reduction Strategy, Forest Sector Reform process, Liberia’s Low Carbon plans and Liberia’s Readiness Preparation Proposal (RPP)’.

The project document has a lengthy paragraph on gender under the sustainability section: ‘*Gender Equality and Women’s Empowerment*. A major weakness of many conservation and development projects and recent REDD pilots is the lack of knowledge of the gendered dimensions of poverty, natural resource use and biodiversity conservation. FFI will attempt to address this by supporting partners to carry out adequate gender analysis at all stages of the project cycle. The project emphasises the role of civil society and community based organizations in the design and implementation of REDD approaches. However, we will go beyond this and will focus particular attention to the importance of gender in governance and benefit-

sharing mechanisms in relation to REDD. The project will assure that there is a gender balanced representation of stakeholders in its awareness raising, capacity building and REDD pilot interventions. During the projects' review, scheduled mid-term, assessments will be conducted on distribution of project resources amongst gender groups, attention to gender-inequality in REDD design and implementation and identification of possible adverse effects resulting from this project on gender groups.'

This section is in response to requirements to address gender issues in the Norad application format from the Department of Civil Society. Women's empowerment and gender equality are clearly addressed, and not only as an analytical assessment category but also that the intention is to take action that will improve women's access to resources and improve gender equality. These concerns and intentions have not been translated into objectives, which are worded in gender-neutral language, and women's empowerment and gender equality is therefore not explicitly mentioned a part of the goal of the project. The appropriation document makes no reference whatsoever to women's right or gender equality, which seems to be a weakness given that this section actually is included in the project document. This might be due to gender issues not being included in the assessment guidelines in Norad/Civil Society Department REDD allocation to Civil Society. However, the intention of the project is clearly to address gender injustice, and contribute to women empowerment.

This project was marked with the score 0 on the gender marker – and we assess that that project should have been marked with the score 1.

No	Exec. agency	Agreem't no.	Name	GM Code orig.	GM spot check Corr.
U-23	MFA	QZA-11/0539	European Council of Religious Leaders	0	1

Documents: Project document

This allocation is the third-year allocation of a three-year contract between the Ministry/Peace and Reconciliation and the European Council of Religious Leaders. The work programme and objectives described in the project document specifically mentions violence against women and children, and there is in the document also a section on UNSCR 1325 on Women, Peace and Security.

This project has scored 0 – no objective on the gender marker, and we assess as *not* being correct: the allocation should have been marked with the score 1 – significant objective.

No	Exec. agency	Agreem't no.	Name	GM Code orig.	GM spot check Corr.
U-24	Norfund	NFD0707-446	Matanuska (Mozambique)	0	0

Documents: No documents but oral communication with Norfund.

This is allocations for Norfund's investment in the Matanuska, a banana plantation in Mozambique. This project has scored 0 – no objective on the gender marker – and we assess this to be correct.

No	Exec. agency	Agreem't no.	Name	GM Code orig.	GM spot check Corr.
U-25	MFA	CHN-09/024	Gorild Heggelund, seconded to UNDP	0	0

Documents: Letter of agreement between the Ministry and UNDP/China.

This allocation is the 2011 contribution to financing the cost for a full-time climate change advisor in UNDP/China. There is no mention of gender in the document. This project has scored 0 – no objective on the gender marker – and we assess this to be correct.

No	Exec. agency	Agreem't no.	Name	GM Code orig.	GM spot check Corr.
U-26	MFA	MDA-11/0007	Rehabilitation and reintegration of Victims of Trafficking (VoT)	0	1

Documents: Project application.

This project works to rehabilitate and reintegrate victims of trafficking in Moldova through the International Organization for Migration (IOM) Mission in Moldova. The project period is from November 2011 to December 2014 and totals 12 million NOK. The project is eligible for support, as Moldova is an ODA-approved OSCE country.

'The long-term goal of the project is to protect human rights and restore the dignity of (potential) victims of trafficking and ensure their full (re)integration into society' Furthermore, the project goals is that '1000 (potential) Victims of Trafficking (VoTs) are reintegrated into the society in an effective and sustainable manner'. Although none of these goals state anything specific about women or about gender, the description of the activities to be undertaken as part of the project mentions women, single mothers in particular, among other beneficiaries of the project. It is furthermore stated in the project application that 'the project is gender

mainstreamed, which means that all the project activities are designed for men/boys and women/girls (potential) VoTs disregarding their type of exploitation, focusing on needs rather than status'. It is also stated that training will be provided to ensure that the project does not follow gender stereotypes.

This project was marked with 0 – no objective on the gender marker. Based on the information above, this might be correct if one only look at stated objectives, where women are not a targeted group. However, women are an important target group, and we believe that the project should have been marked with the score 1.

No	Exec. agency	Agreem't no.	Name	GM Code orig.	GM spot check Corr.
U-27	Norad	GLO-07/387-10	Protecting Rainforest Biodiversity	0	0

Documents: Rainforest Foundation frame work agreement programme and Norad appropriation document

This allocation concerns support from Norad, Department for Civil Society, to the Norwegian NGO, the Rainforest Fund, and its global programme Protecting Rainforest Biodiversity. The programme is part of its framework agreement with Norad for the period 2008–2012. While the appropriation document clearly states that women need to be included and targeted, the Rainforest Foundation framework agreement programme document has no reference to women or gender. As long as the project document does not include any reference to women or gender in its focus or objective it is correct to code it with the score 0 – no objective. This allocation could clearly have been marked with score 1 if the wording had been different, and the considerations stated in the Norad appropriation document had been taken into consideration in the programme document.

No	Exec. agency	Agreem't no.	Name	GM Code Orig.	GM spot check Corr.
U-28	UNIDO	RAF-08065	Trade Capacity Building in agro-industry products for the establishment and proof of compliance with international market requirements.	0	0

Documents: Project document

This project aims at coordinating standards and law for exports of agricultural products in eastern Africa. There is no mention of women nor gender in the objectives, so the project should not be gender-marked.

No	Exec. agency	Agreement no.	Name	GM Code Orig.	GM spot check Corr.
U-29	Norad	PER-10/0002	ACA regional REDD Policy CFI 2010-12	0	0

Documents: Application forms and appropriation document

This allocation concerns funds to an International NGO, ACA - Amazon Conservation Association, for the ACA Regional REDD Policy CFI programme 2010–12.

The project purpose is related to creating local mechanism that will take advantage of REDD opportunities for the local population. However, the application summarises that 'Indigenous Andean women, whose traditional roles are relegated to the home, will be given special consideration for employment opportunities and training. In year 1 of the Norad - funded project, women made up 49 per cent of the participants of all technical and capacity - building workshops held in communities. There have also been several activities directed entirely at highland women.' Thus, there is considerable gender-based activity, and this could be elevated into at least a substantial objective if the organisation decided to put formal emphasis on the gender aspect.

No	Exec. agency	Agreement no.	Name	GM Code Orig.	GM spot check Corr.
U-30	MFA	MAK-10/0013	Sustainable EU learning and training system	0	0

Document: Appraisal form EUC project (N1/2012)

No direct reference to women in this rather short document from the government of Macedonia on the project intended to provide training to improve Macedonian competence to lead negotiations for EU membership. No gender marking is hence correct.

Gender-marked allocations 2011:

No	Exec. agency	Agreement no.	Name	GM Code orig.	GM spot check Corr.
M-01	MFA	PAL 10/0045	UNDP-Access coordination and monitoring support, Gaza 2010	1	

Documents: We have not found any documents in the Ministry's archives

No	Exec. agency	Agreement no.	Name	GM Code given orig.	GM spot check Correction
----	--------------	---------------	------	---------------------	--------------------------

M-02	MFA	SDN 11/0034	Capacity building of SPLM	1	1
------	-----	----------------	---------------------------------	---	---

Documents: Project document and appropriation document

The project concerns good governance and political party capacity-building in South Sudan and covers post-conflict political work. The project is an extension of an ongoing project that has received continued support from 1 July 2011 to December 2013, 17.5 million NOK. The Appropriation Document is clear in that priority must be given to work among women and youth.

The long-term goal is ‘to contribute to SPLM developing from a liberation movement into a democratic political party with open, inclusive and transparent decision-making and strong party structures’. The short-term goal is ‘to strengthen those institutions in the SPLM that are necessary for the party to develop its political program in a post referendum Southern Sudan with open and formalised power structures, participatory internal democracy and active party organizations down to the local communities’.

Target groups are political activists of both genders and from religious and ethnic groups focused on national and local structures of SPLM, especially women and youth of both genders. Beneficiaries are identified as members, elected representatives and secretariats of the SPLM.

The programme has eight specific objectives, one of them related to women in particular: organizational development, organization for educating party cadres, information and communication, women’s representation, youth representation, student league, other syndicated organizations, networking. The objectives stated in the PD and AD explicitly identify improving gender conditions as one of several specific objectives, but it is not mentioned as the main objective or goals. We assess it as correct that the project has been marked with the gender marker.

No	Exec. agency	Agrem’t no.	Name	GM Code Orig.	GM spot check Corr.
M-03	MFA	MOZ-06/032	Entrepreneurship Curriculum introduction in Mozambique	1	1

Documents: Appropriation document

This allocation concerns support to the UNIDO programme of Entrepreneurship Curriculum introduction in Mozambique. This project involves technical assistance to the Mozambican Ministry of Education with the Expansion of Entrepreneurship Education (Entrepreneurship development for youth). The original project document made no reference to targets for inclusion of girls and female instructors, but the appraisal and Embassy in its dialogue with the Ministry and UNIDO highlighted this, and this seems to have been included in the longer-term objective of the programme. This is an example of active engagement from the Embassy in

gender mainstreaming and targeting women in the area of economic empowerment. This project has scored 1 – significant objective on the gender marker – and we assess this to be correct.

No	Exec. agency	Agreem't no.	Name	GM Code Orig.	GM spot check Corr.
M-04	MFA	MOZ-06/029	Support to the transformation of GAPI into a MOZ DFI	1	1

Documents: Appropriation documents

The appropriation documents question whether gender considerations are really integrated into the project, even they are formulated as an objective: 'The project document raises the issue of promoting women to leadership positions for GAPI clients. It is unclear whether GAPI itself has such a strategy or plan.' Since gender marking should take into account only the objectives in the plans, and not results from the implementation, the gender marking seems to be correct.

No	Exec. agency	Agreem't no.	Name	GM Code orig.	GM spot check Corr.
M-05	MFA	SAF-10/0010	Umoja CFC South	1	1

Documents: Appropriation document

UMOJA CFC South 2011-2014 is a continuation of an existing programme previously financed by the Cultural Affairs Division of the MFA. The Norwegian Cultural Council is the main applicant of the project. The project is for the period 2011–2014 and the total amount is 16 mill NOK. Project goals are development of individuals, development of cultural institutions and support of art and culture in society in the countries where the project is to be implemented. A variety of activities, such as cultural festivals, performances, national television productions are to be undertaken. Training in administrative issues is also included in the project. When addressing gender under 'cross-cutting issues', the appropriation document states that the 'balance in previous project period has been satisfactory, and the Embassy has no reason to believe that it will change dramatically in the new phase. There is no clear strategy indicated in the Project proposal to achieve this but culture in general is an arena where women and men meet on equal terms and where there is high acceptance and tolerance to minority groups such as gays, lesbians and transsexual people.' This is the reason why the project has been gender-marked. Here we see a more flexible interpretation to marking the project than is seen in other examples. The marking seems correct.

No	Exec. agency	Agreem't no.	Name	GM Code Orig.	GM spot check Corr.
M-06	MFA	KAU-11/0002	Empowerment through women's organisations, with regional focus	2	2

Documents: Appropriation document

This allocation is part of a three-year programme with co-funding of Kvinna-til-kvinna's programme in the Caucasus. Kvinna-til-kvinna (Woman-to-woman) is an organisation in Sweden which has been founded by four women's organisations there, and funded mainly by the Swedish government. It works in conflict and post-conflict countries with programmes that target women and their participation and protection, and that address gender justice. The programme objective is to strengthen the capacity of women's organisations in the region, and support women's peace-building activities.

This project has scored 2 – main objective – and we assess this to be correct.

No	Exec. agency	Agreem't no.	Name	GM Code Orig.	GM spot check Corr.
M-07	MFA	NPL-10/0070	Preparing for the rehabilitation of Maoist combatants in the cantonments (Nepal)	1	

Documents: Documentation lacking

This allocation concerns support from Peace and Reconciliation budget line in the Ministry for GTZ programme in Nepal for 'support to training and education in civilian trades for Maoist combatants in the cantonments'.

No	Exec. agency	Agreem't no.	Name	GM Code Orig.	GM spot check Corr.
M-08	MFA	PAK 11/0051	Providing Emergency Non-Food Items (NFIs) and Shelter Assistance to the Flood Affected Population in Baluchistan, Pakistan.	1	1

Document: Project application

Flood-related emergency assistance in Pakistan is the overall objective of the project. The more specific objective is to give shelter to the vulnerable, explicitly noted as

women and children. Significant, but not main, gender objective is hence the correct marking.

No	Exec. agency	Agreem't no.	Name	GM Code Orig.	GM spot check Corr.
M-09	Norad	TAN 09/080	Strategisk partnerskap Tanzania (NPA)	1	1

Documents: Project document and the appropriation document

This is a Norwegian People's Aid (NPA) two-year strategic partnership agreement 2010–2011. The strategic partnership agreement was entered into first by the Embassy in Tanzania for the period 2005–2009. Since then the Norwegian NGO partnerships have been transferred to Norad, Department for Civil Society. The project Democratic Civil Society in Tanzania includes support to nine organisations, including the Tanzania Media Women's Association (TANWA).

According to the project document: 'The programme's long-range goal is that oppressed people – in particular women, young people and those in marginal livelihoods – have secured effective representation in processes of governance and allocation of natural resources.'

The project has received the score 1 – significant objective – and our assessment is that this is correct. Strengthening women's rights is one of several objectives of the project.

No	Exec. agency	Agreem't no.	Name	GM Code Orig.	GM spot check Corr.
M-10	MFA	MEU-11/0019	Support to Action on Armed Violence and the programme 'Clearance of landmines, cluster munitions and Explosive Remnants of War in Western Sahara'	1	1

Documents: Decision letter

This allocation concerns funding to the International NGO Landmine Action and their programme 'Clearance of landmines, cluster munitions and Explosive Remnants of War in Western Sahara'. It is marked as emergency aid, funded by the budget post of humanitarian assistance.

The decision letter states that the project objective refers to gender mainstreaming. Based on this we assess the score 1 to be correct.

No	Exec. Agency	Agreem't no.	Name	GM Code Orig.	GM spot check Corr.
M-11	MFA	AFG-10/0057	Assistance to Durable and Inclusive Education Facilities in Faryab	1	1

Documents: Decision document, project and programme support

This allocation is funding to a project run by Danish People's Aid in Afghanistan: it is a project 'to contribute towards good quality education and equitable access to education and skills as a means to raise human capital, reduce poverty and...'. The document first mentions '...to ensure good quality education and equitable access to education and skills', but this is immediately followed by stating gender equality as an objective in 'The projects'...objectives will be pursued: 1) To reduce the existing disparity between the school attendance of boys and girls by accelerating the current rate of school construction in the Faryab Province'. However, improving the existing gender disparity is but one of several objectives, and it is therefore correct to mark this with score 1 – significant objective.

No	Exec. agency	Agreem't no.	Name	GM Code Orig.	GM spot check Corr.
M-12	Norad	QZA-09/265-46	NHF-Rehabilitation programme in Palestine	1	1

Documents: (i) Framework Agreement (Multi-year plan 2010–2014), including sub-programme on Palestine, (ii) NORAD appropriation document

In the framework agreement between the NGO umbrella organisation ATLAS Alliance (for the disabled peoples' organisations in Norway) and NORAD for the period 2010–2014, there is a sub-programme on Palestine. The document has a specific focus on gender mainstreaming and involving women; the objective in itself focuses another target group: deaf children and their parents. However, given strong focus on gender mainstreaming and monitoring of progress in involving women in the programme, we assess the gender marking to be correct.

No	Exec. agency	Agreem't no.	Name	GM Code Orig.	GM spot check Corr.
M-13	Norad	GLO-07/383-9	Increase CS Capacity to organise People for Participation in Angola	1	1

Documents: we lack documents

This is a programme that Norwegian People's Aid has in Angola, funded under their global framework agreement with Norad, starting 2007. The project concerns: 'Competence building for improving partners organisational skills. Partners lobby authorities and demand redistribution of resources in a way that eliminates exclusion of women. Increase CS ability to maintain and promote women's rights and participation

No	Exec. agency	Agreem't no.	Name	GM Code given orig.	GM spot check Correction
M-14	MFA	BUR-11/0003	UN-HABITAT. Shelter recovery for Cyclone Giri affected communities	1	1

Documents: Project application.

The total value of the project sought for financing from MFA is 1 USD million and the funding period is not revealed in the project application.

The executing agency is UN-Habitat Myanmar, which is to implement the project in collaboration with local NGOs and CBOs. The two objectives of the programme are to 'facilitate the retrofitting and rebuilding of basic shelter and essential household facilities; and facilitate community action planning so that people can proactively participate in recovery while re-establishing community-based social protection measures and enhance community capacity to plan and manage the recovery process and sustained long-term development' (p. 6, project application). It is further stated that the Norwegian-funded assistance will go towards those families who are most vulnerable and then female-headed households; the disabled and elderly are specified as being particularly vulnerable and will be targeted in the support. In the facilitation of community action planning, equal gender representation will be ensured in the committees to be set up. Given that female-headed households are identified as one of the groups particularly targeted for support, it is correct that the project is gender-marked.

No	Exec. agency	Agreem't no.	Name	GM Code orig.	GM spot check Corr.
M-15	MFA	IRQ-11/0008	Community development programme and dialogue on HR	1	1

Documents: Appropriation document

This programme involves 15 million NOK for the period 2011–2013 and is implemented by Norwegian People's Aid. It is a continuation of an existing programme in Iraq which focused on the Kurdish region. For the programme period applied for, it is envisaged that the programme will expand its work to other additional regions, including in Baghdad.

The appropriation document does not refer to women or gender at all, but Norwegian People's Aid and their programme in Iraq have a strong focus on gender rights and on combating violence against women. On this basis we assess the gender marking to be correct.

No	Exec. agency	Agreem't no.	Name	GM Code orig.	GM spot check Corr.
M-16	Norad	GLO-08377-08	A positive future for women in Burundi (UMWIZERO) Phase 2	2	2

Documents: Project document

This project is part of the framework agreement with Care Norway. The project document proposes allocating about 50 Mill NOK to the Burundi project for the period 2009–2013. Concerning the main development goal of the project: 'Women in Burundi are economically, socially and politically empowered, realising their rights and are valued by society for their important contribution in shaping and driving the development of Burundi.' Programme goals: 'By 2013, women members of Solidarity Groups in Ngozi, Kirundo, Kayanza and Muyinga Provinces are economically, socially and politically empowered.'

The project will measure progress on women's livelihoods, and report on the percentage of women reporting an improvement in their economic security; women claiming they have access to social safety nets when they need it; women reporting an increase in participation in decision-making at household and at community level.

Individual men, groups of men and traditional leaders are also part of the project. As the project focuses primarily on women's access to resources and gender equality we assess it as being correctly marked.

No	Exec.	Agreem't	Name	GM Code	GM spot
----	-------	----------	------	---------	---------

	agency	no.		Orig.	check Corr.
M-17	EMB Ethiopia	ETH- 07/039	Institutional cooperation Hawassa-Mekele- UMB	1	1

Document: Appropriation document

This is an institutional cooperation project between the University of Life Sciences (UMB), Norway, and Hawassa and Mekele Universities in Ethiopia.

Risks identified by the Embassy and Norad: Gender inequality and narrow focus on women's rights in the programme. Further assessment of gender mainstreaming: For successful implementation of the programme, with regard to gender mainstreaming, the implementing partner universities are advised to use the gender mainstreaming toolkit prepared by the Association of African Universities in order to assist African universities to mainstream gender (reference to the NUFU conference in Malawi in February, 2009). The toolkit focuses on gender and equality issues in the curriculum and teaching with a view to weeding out gender stereotypes. In response, the universities have designed a separate programme on gender mainstreaming (annexed in the revised PD).

The project has received the score 1 – significant objective – and we assess this as correct. Addressing gender issues is one of four purposes of the project: 'To enhance training and research on community development, environmental management and gender issues'.

No	Exec. agency	Agreem't no.	Name	GM Code Orig.	GM spot check Corr.
M-18	MFA	MWI 09/004	Malawi College of Medicine Phase 4	1	1

Documents: Project document and appropriation document

This involves funding for the programme 'Harnessing modern information technology for teaching, training and research in the College of Medicine, Malawi'. The project document makes no reference to including women or contributing to gender equality, but the appropriation document clearly outlines the Embassy's engagement with the College for improving the gender profile of the programme and sets targets for women to be included.

This project has scored 1 – significant objective on the gender marker – and we assess this to be correct if the project incorporates the requests identified in the appropriation document.

No	Exec. agency	Agreem't no.	Name	GM Code Orig.	GM spot check Corr.
M-19	MFA	LBY-	Libya, Medical	1	

		11/0019	Emergency Preparedness		
--	--	---------	------------------------	--	--

Documents: We have no proper documentation on this.

In the MFA Archive there are several other emergency response calls on Libya for 2011, each of them dealing with a separate UN agency or other organisations involved in the Libya crises. For some reason, the document for LYB-11/007 had not been entered into the system.

This project has scored 1 – significant objective on the gender marker. However, we lack the necessary documentation to confirm this.

No	Exec. agency	Agreem't no.	Name	GM Code Orig.	GM spot check Corr.
M-20	MFA	RAF-09/048	Eastern African Power Pool (EAPP)	1	0

Documents: (i) Embassy memo (ii) Presentation of EAPP, (iii) Appraisal of technical assistance

The purpose of the project is to support regional power integration: 'The Eastern Africa Power Pool (EAPP) was created to coordinate the power system interconnections in the Eastern Africa Region so that optimal power resources are used to provide adequate, secure and affordable electricity.' There is no statement in the objectives on women or gender equality in any of the documents, and the allocation should hence not be gender-marked.

No	Exec. agency	Agreem't no.	Name	GM Code orig.	GM spot check Corr.
M-21	Norad	GLO 07/383-1	Strengthen CS Capacity to address Democratic Deficits and Inequalities	1	1

Documents: Appropriation document.

The support to strengthen CS capacity to address democratic and inequalities is one of one of the thematic programmes of the total support to Norwegian People's Aid (NPA) 2008–2011 of 109 million NOK.

One of the goals of the programme according to the AD is that the gender perspective is to be incorporated in the programme and integrated in all work. According to the AD, the project document states that NPA will separate out information on gender in NPA documents; further, that they have an internal training system to raise awareness at all levels in NPA on gender.

The score 1 is correct, given the assessment in the AD.

No	Exec. agency	Agreem't no.	Name	GM Code Orig.	GM spot check Corr.
M-22	DPRK Red Cross	PRK-11/0001	DPRK/North Korea – Health, disaster management and organizational development	1	1

Documents: Project application

Under Main program goals ‘The health and care programme for 2011 targets 8.25 million beneficiaries...., and specifically mothers, newborns and children.’ This indicates health as an main objective, specified to include women, which is hence a secondary objective.

No	Exec. agency	Agreem't no.	Name	GM Code orig.	GM spot check Corr.
M-23	MFA	RAF-10/0031	Programme on Climate Change Adaptation and Mitigation in the ESA region	1	1

Document: programme document and appropriation document

This programme falls within the framework of the Africa Development (NEPAD), but will be implemented through an existing tripartite COMESA-EAC-SADC decision-making and reporting system. Climate change is now a full agenda item for the three RECs and therefore requires harmonisation of projects and programmes among the three towards a more unitary approach. Day-to-day responsibility for implementing the programme will be with the Climate Change Unit within COMESA, located in Lusaka.

We do not have the AD, only the PD of this project. The total budget is 8.7 million NOK for 2011. The programme’s overall objective: ‘impacts for climate change being addressed in the COMESA-EAC-SADC region through successful adaptation and mitigation actions which also build economic and social resilience for present and future generations’. Women are mentioned as part of the specific objectives outlined: ‘in accordance with the COMESA Ministers of Gender May 2010 directive, the Programme will tackle gender equity by targeting women to comprise 80 per cent of the beneficiaries of the CA programme and ensuring that sufficient information materials are available to women’s groups’. In the investment at national level in the countries involved, gender representation is also expected to be taken into account in programme activities. The organisations involved have M&E procedures that ‘permit the disaggregation of relevant data by gender’ which ‘will simplify the mapping and encouragement of balanced gender involvement’. Also, the COMESA gender unit will be used for training and other support.

Gender is mainstreamed in the programme and women are given particular focus in the specific objectives, but not listed as the main objective. The target is, however, for 80 per cent of the participants in the programme to be women.

No	Exec. agency	Agreem't no.	Name	GM Code Orig.	GM spot check Corr.
M-24	Norad	SOM-11/0010	Education and school construction in Somaliland	1	1

Documents: Project document and appropriation document.

The Norwegian Refugee Council (NRC) is carrying out this project of school construction and education in Somaliland. One of the objectives is to increase the number of girls in education, and to make schools more accessible to girls. The project has received score 1– significant objective– and we assess this to be correct, as improving girls' education is one among several objectives. This project is funded by the GAP budget line (transition from emergency to long-term aid). GAP funds were previously managed by the regional departments in the Ministry, but are now managed by Norad.

The project has received the score 1 – significant objective – and we assess that this is correct. Improved access to education for girls is an explicit objective among several others.

No	Exec. agency	Agreem't no.	Name	GM Code given orig.	GM spot check Correction
M-25	Norad	GLO 08/377-1	Empowering Women and Girls: A local response (Mali)	2	2

Documents: Project document and appropriation document

This project is part of the framework agreement with Care Norway, under the 'Empowering Women and Girls Programme'. The *development* goal of the programme is 'reducing structural poverty in Mali through a set of actions and initiatives which will improve the livelihood of the most vulnerable and/or marginalised girls'.

The programme goal is that 'By 2015, vulnerable and marginalized women and girls of the Mopti, Segou and Timbuktu regions will have improved their social status and increased their economic and political powers required for them to move out of poverty.'

The project will report on number of women who report being autonomous in the choices and decisions that affect the quality and security of their livelihoods; an increase of illiterate women who have access to quality reproductive health care; and the number of standards, policies and laws that have changed in favour of women's

rights. The primary impact group of the programme is 'households led by women, seasonal female farm workers, and unmarried mothers'.

Programme activities include setting up women's social enterprises; developing a vocational system of education for girls and young unmarried mothers; a focus on collective action of girls, seeking to reduce their underrepresentation in decision-making processes; and crisis and conflict mitigation and management. We assess the marking as correct.

No	Exec. agency	Agreem't no.	Name	GM Code Orig.	GM spot check Corr.
M-26	MFA	GLO-09/976	International Trade Centre ITC 2010-11 (WTO)	1	

Documents: We have a letter of agreement, requesting transfer of the funds

This allocation is Norway's contribution to the International Trade Centre in WTO in Geneva and its work programme for 2011. The letter of agreement merely requests that the transfer of funds take place. We lack proper documentation for assessing the basis for marking this allocation with the score 1 – significant objective.

No	Exec. agency	Agreem't no.	Name	GM Code Orig.	GM spot check Corr.
M-27	MFA	MEU-11/0077	EBRD Southern and Eastern Mediterranean Multi-Donor Account	1	0

Documents: We have no proper documents on this allocation, but oral.

Norway has since 2008 supported the 'New Norwegian Cooperation Fund Agreement' with the European Bank for Reconstruction and Development (EBRD), and more specifically the multi-donor trust fund: the EBRD Southern and Eastern Mediterranean (SEMED) Multi-Donor Account.

We lack proper documentation for assessing the basis for marking this allocation with the score 1 – significant objective.

No	Exec. agency	Agreement no.	Name	GM Code given orig.	GM spot check Correction
M-28	Norad	QZA-11/0607	Support to small grant management for catalytic funding of mHealth	1	2

Documents: Project document and appropriation document

This project is to fund United Nations Foundations' work on innovative projects to reduce maternal and child mortality in developing countries and thereby to contribute to fulfil the aims of the Global Strategy for Women's and Children's Health launched in 2010 as part of the MDG work. The project is to fund an upscaling of innovative mobile solutions shown to be been promising in the work to increase access, coverage, quality and use of reproductive, maternal, neo-natal and child health services or increase literacy among mothers. The total amount of funding is 55 million NOK, 2011 to 2013. The overall goal of the programme is 'to contribute towards the achievement of the health-related MDGs with a focus on women's and children's health'. The programme is marked with 1, however, it could be argued that it is justified to give the project a score of 2, as it focuses directly on maternal and child health.

No	Exec. agency	Agreement no.	Name	GM Code Orig.	GM spot check Corr.
M-29	EMB	IND-08/068	UNIFEM-Promote women's political leadership in India and South Asia	2	2

Documents: Programme document.

This is a four-year project managed by UNWOMEN-South Asia Regional Office in New Delhi on Women's Leadership and

Political Participation in South Asia. The project objective is to strengthen women's participation and improve gender-responsive governance. It has been marked with score 2 – main objective – and our assessment is that this correct.

No	Exec. agency	Agreem't no.	Name	GM Code Orig.	GM spot check Corr.
M-30	MFA	AFG-08/016	Rural development Faryab, Ghazni and Badakshan Provinces	1	1

Documents: MoU and appropriation document

This allocation concerns funding to an international NGO, ACTED – Agency for Technical Cooperation and Development – and its Faryab Integr. Rural Devevelopment Programme II. The funding comes from the budget line Aid to Pakistan and Afghanistan.

Not much is stated in the decision document, only that the ‘over-arching aim is to contribute to local community development, with special focus on greater food security, meeting basic needs as regard water supply, women, health and agriculture’ [*‘overordnede målsetting er å bidra til utvikling av lokalsamfunn, med spesielt fokus på økt matsikkerhet, dekning av basisehov innen vannforsyning, kvinner, helse og landbruk’*]. This indicates emphasis on the mainstreaming of gender, although it is not the main goal either. The existent coding is hence consistent.

Appendix 4

Methodology, data sources and approach

6.1 Methods and approach for analysing trends in Norwegian funds for women's rights and gender equality

The dataset used here for analysing the volume and trends in Norwegian funds for women's rights and gender equality is Norwegian Aid Statistics, a database held by Norad, <http://www.norad.no/en/tools-and-publications/norwegian-aid-statistics>, where all aid project allocations are entered. Only annual bilateral and multi-bi project allocations are marked by policy markers. With multilateral aid, such as core support to UN agencies and multilateral finance institutions, the OECD policy markers are not employed. The Gender Equality and Women Empowerment Policy Marker (the 'gender maker') is one of the current 12 policy markers. All tables in this report are based on the time period 2002 to 2011.

Most of the tables use the time-span of the study period 2002–2011, but occasionally aid composition in specific years is examined, in particular funding volumes for the final study-year, 2011. The data are presented mainly in tables, supplemented by a few graphs for visual presentation.

The projects included in the dataset we use have scored as follows on the gender marker: 1 (one) for significant (gender equality significant objective), 2 (two) for main objective (gender equality main objective of the project), and 0 (zero) for no objective. Project documents are required to state explicitly in their objectives that project activities will address women's livelihood and rights and gender equality. For more information see Appendix 5, for instructions from the *Norad Statistical Handbook* (Norad 2011) on how to use the gender marker.

We accessed the database in October 2012. The data in Norwegian Aid Statistics were revised in February 2013, when funding for REDD to Brazil held in Brazilian banks was removed from the database. This was done in accordance with OECD/DAC rules that only funding paid to the countries and projects can be entered into the database, not funding held by banks. As all our tables had been prepared prior to this revision, we have decided not to re-work them on the basis of the new data. This means that there might be discrepancies between our tables and new tables using the latest data.

The OECD/DAC receives statistics on all bilateral and multi-bilateral development aid project allocations from its member countries. The member countries follow the

DAC coding system, classifying bilateral and multi-bi aid according to OECD/DAC sector and sub-sector codes, and are also committed to the use of the policy markers.

The database we use also includes all aid through non-governmental organisations (NGOs), where Norwegian NGOs code each of their project allocations, including the gender marker. Also Norfund, the Norwegian Investment Fund for Developing Countries, the agency funded by Norwegian development aid to support private sector development, must use policy markers. Norfund has informed us that most of their investment projects are not gender-marked: only in cases where the individual company Norfund invests in targets women in one way or other do they use the gender marker.

As to the overall sizes of the project allocations marked by the gender marker, most projects in the database have small annual allocations, for example all project allocations managed and marked by Norwegian NGOs. Larger project allocations, like support to sector-wide programmes or major allocations to the trust funds of multilateral organisations, may amount to several hundred million NOK per year and may change the trend in gender-marked aid, whereas changes in the many small allocations will not influence the overall trend to the same extent.

In analysing the trends, we first present a simple distribution of the gender-marked aid to sectors, executive agency, regions, main countries, types of assistance, budget chapters and other categories. Analysing the trends in the data from a sector perspective appears to yield good information. We also have compiled tables with geographical regions as the main dimension, and examine sectors and types of assistance within regions. For more detailed analysis we have also selected individual sectors, examining trends within the sector and sub-sectors.³⁰ This last approach is necessary to capture more of the details necessary for assessing whether the funding reflects the strategic priorities.

In Chapter 3, on volume and trends in gender-marked aid, we also refer to Target Areas. These are categories established by Norad that group together several DAC codes.³¹

Caution should be exercised in interpreting annual changes in the volume of allocations: what matters are trends over time. Allocations in one year may be influenced by arbitrary factors, such as remaining budget that needs to be used, or large funds to multi-donor trust funds that are allocated in one year but are spent over several years.

In addition, we have re-ordered the DAC sectors into 'prioritised policy areas', which in our understanding are more in accordance with the explicit priorities of Norwegian policy documents. These are presented in chapter 4, on how gender-marked aid fits Norway's strategic priorities in gender policy. These areas are indicated in bold in Table 6.18 with the DAC main sector code, and DAC sub-sector code included. The DAC sub-codes appear only if the sub-sectors for a given main sector are actually split between different 'prioritised policy areas'. This occurs only once: we group '130-40 STD controls including HIV/AIDS' under Health, while

³⁰ For DAC codes and sub-codes see OECD/DAC 2007.

³¹ See Table 6.3, which identifies the OECD/DAC main sector codes for each target area.

keeping all the other sub-codes under the priority area of 'Reproductive Health'. The reason for shifting '130-40 STD controls including HIV/AIDS' from Reproductive Health is that almost all funding is for HIV/AIDS programme, whether treatment or multi-sector work, with very little focus on reproductive health as such.

Furthermore, our aggregation of DAC main sectors for analysing prioritised areas differs from Norad's aggregation in target areas in also other respects. For instance, we define '140 Water and Sanitation' as being in the 'Other' category for our prioritised policy area rather than Health, where it is placed according to NORAD's target areas.

6.2 Methods and approach for assessing funding of strategic priorities

How and to what degree do the financial allocations reflect the strategic goals as articulated in the policy documents? In order to answer this question, we identify and briefly describe the strategic priorities in the main policy documents related to women and gender equality. (For these documents, see Chapter 4.1.)

We have re-organised the DAC statistical codes into more fine-tuned policy priority areas, to achieve a better match between priority areas and the statistics. This has been done mainly in the area of Political Empowerment/Good governance, Health, and in Economic sectors.

We then take the statistical results generated and match them against the strategic priorities as outlined in the policy documents.

6.3 Methods and approach for spot checks of the gender equality policy marker

The Terms of Reference also concern how correctly the gender marker is used. If the gender marker is not used correctly and consistently, and the errors are systematic, the statistics will be skewed. Desk officers may make mistakes when coding the project allocation – coding it as gender-marked when it should not be, as when gender dimensions are assessed but not addressed. Desk officers might also overlook the project's contribution to gender equality or women's rights and empowerment.

We have undertaken spot checks of 30 randomly selected gender-marked and 30 non-gender-marked project allocations for the year 2011, to see whether these are correctly marked according to information given in the appropriation documents and project documents. Only project allocations above 3 million NOK in 2011 were included in universe to be selected from. Selection of project allocations was done on the basis of the 2011 project allocations and statistics, although some projects may have been established earlier.

The selection procedure was as follows: Registered in the NORAD database there are 322 gender-marked projects (scores 1 and 2) with budget above 3 million in 2011 (Table 10). These were ordered according to budget size. We then drew 30 projects from this ordered list by randomly selecting a starting point: a number

between 1 and 11 to be drawn from the list. For example, we started on project XX, and thereafter selected each 11th project on the list. The distribution of project according to budgets is hence even, but selection of the specific projects is random, with the same probability for all of them.

A similar procedure was followed in selecting the 30 unmarked projects among the 629 bilateral and multi-bilateral projects (Table 11) without gender marking. We drew a number between 1 and 21, to start the selection at project allocation no. XX, and then took every 21st allocation from the ordered list of projects according to their budget.

Next, we attempted to identify the project document and the appropriation document for each project. These were dated during the years 2005 to 2011. We were not able to track down all documents. The archives in Norad and Ministry of Foreign Affairs no longer provide services for tracking down these documents, and we thank Kjersti Løken of the Evaluation Department, Norad, and Reidun Dybwad and Gender Ambassador Fredrik Arthur, the Ministry of Foreign Affairs, for assisting us in accessing documents. Accessing the documents proved time-consuming, as Norwegian development cooperation does not have one unified electronic archive system. Project documents and appropriation documents (sometimes termed decision documents), are entered into the various archives of Norad, the Ministry of Foreign Affairs or the Embassies. These archives are separate, and only staff in each entity have access.

Scope and limitations of this study

This study is based solely on Norwegian Aid Statistics, and those allocations that have been indicated with the gender-marker. It is a report that tells in what statistical categories gender-marked aid are allocated, and what the volume and trends have been for the period 2002 to 2011. The statistics tell in what sectors and regions allocations are made. However, the categories in the statistical system are not fine-meshed: there is no way for us to find what the allocations are for fighting violence against women, or for sexual and reproductive rights. This would have required going into each individual project, to identify the purpose and objectives.

Statistics on gender-marked aid are based on individual project allocations marked by the gender marker. This list of project is a result of the work of hundreds and thousands of decision-makers in various countries and ministries, in Norwegian, international and national NGOs, multilateral organisations, etc. Moreover, with the current aid architecture and harmonisation of aid, embassies have been instructed to work on fewer sectors and collaborate across the donor group, so when for example gender-marked aid to health is reduced this may be a result of decisions from above (concentration) and/or from below (other priorities) – all in all, a difficult situation

Gender marking is a tool for including the gender dimension in development aid; and for constructing reliable statistics on such inclusion in current projects. For the latter, it is essential that those who do the actual marking apply the same definitions. The OECD/DAC applies the terms score 2 - 'Main objective' or score 1 - 'Significant objective', which should be stated explicitly in the project proposal (and appropriation document. Our spot checks of the use of the gender marker showed that project documents vary in the extent to which they clearly formulate objectives

and target groups. We observed several cases where the embassies had involved themselves in dialogue with project owners in order to improve the gender dimension of the projects – but without this leading to changes in project objectives, which remained gender-neutral.

Gender policy work and follow-up of the Gender Action Plan in the MFA and Norad have not set a percentage target for gender-marked allocation. In contrast, the European Commission (EC) in its implementation report on their Gender Action Plan states that they have set a target of gender marking of 85 per cent of new allocations (EC 2012).

Appendix 5

Definition of use of the gender marker of official development assistance (ODA)

From Norad Statistical Manual (2011)

Policy Marker: Gender Equality

Please read the general explanation of policy markers (1.10, p. 13) before continuing.

Definition

An activity should be classified as gender equality focused (coded as main or significant) if it is intended to advance gender equality and women's empowerment or reduce discrimination and inequalities based on sex.

Necessary Criteria

Gender equality is explicitly promoted in activity documentation through specific measures which:

- Reduce social, economic or political power inequalities between women and men, girls and boys, ensure that women benefit equally with men from the activity, or compensate for past discrimination;

or

- Develop or strengthen gender equality or anti-discrimination policies, legislation or institutions.

This approach requires analysing gender inequalities either separately or as an integral part of agencies standard procedures.

Examples of typical activities

Examples of activities that could be marked as **main** objective:

- legal literacy for women and girls
- male networks against gender violence

- a social safety net project which focuses specifically on assisting women and girls as a particularly disadvantaged group in a society
- capacity building of Ministries of Finance and Planning to incorporate gender equality objectives in national poverty reduction or comparable strategies.

Such activities can target women specifically, men specifically or both women and men.

Examples of activities that could be marked as **significant** objective:

- activity which has as its principal objective to provide drinking water to a district or community while at the same time ensuring that women and girls have safe and easy access to the facilities;
- a social safety net project which focuses on the community as a whole and ensures that women and girls benefit equally with men and boys.

Keep in mind

DAC sector code ***15170 Women's equality organisations and institutions*** requires Policy Marker Gender Equality code 2 Main Objective or code 1 Significant Objective.

Norad
Norwegian Agency for
Development Cooperation

Postal address
P.O. Box 8034 Dep. NO-0030 OSLO
Visiting address
Ruseløkkveien 26, Oslo, Norway

Tel: +47 23 98 00 00
Fax: +47 23 98 00 99

postmottak@norad.no
www.norad.no

